

Yale is one of the oldest international brands in the world and one of the best-known names in the locking industry. The Yale history captures major innovations that have marked the evolution not just of Yale, but of the entire locking industry. The Yale short backset mortice locks are designed and packaged specifically for the commercial metal and frameless glass door fabricator markets.

Y590 Series Short Backset Mortice Deadlock Kits



Application

These 23mm backset deadlocks and sliding door locks are suitable for use on aluminium, or frameless glass doors in industrial and commercial applications. Each lock is supplied with two escutcheons and is available in double cylinder and single cylinder and turn configurations. Deadlocks may also be used with an appropriate patch fitting on frameless glass doors. A trough strike is available for this application.

Deadlocks

A single action bolt with steel case and laminated steel bolt. Available in both 22mm bolt throw and 36mm bolt throw variations. The bolt is positively dogged in both the locked and unlocked position before the key can be withdrawn.

Sliding Door Lock

A similar case and mechanism to the deadlock with a 29mm hook bolt designed to engage in a self-latching strike.

Security

Conforms with level S1 (Physical Security) Australian Lock Standard (Standard No. AS4145.2-1993).

Cylinder and Turnknob Reversible Kits

Item Number	Description
1350071	YALE Y590CTSC 23mm B/SET CYL & TURN MORTICE LOCK 22mm BOLT
1350078	YALE Y591CTSC 23mm B/SET CYL & TURN MORTICE LOCK 28mm HOOK BOLT
1350074	YALE Y592CTSC 23mm B/SET CYL & TURN MORTICE LOCK 35mm BOLT

Double Cylinder Reversible Kits

Item Number	Description
1350072	YALE Y590CCSC 23mm B/SET DBL CYL MORTICE LOCK 22mm BOLT
1350079	YALE Y591CCSC 23mm B/SET DBL CYL MORTICE LOCK 28mm HOOK BOLT
1350075	YALE Y592CCSC 23mm B/SET DBL CYL MORTICE LOCK 35mm BOLT

Durability

Conforms with level D3 (Durability) Australian Lock Standard (Standard No. AS 4145.2-1993).

Door Thickness

Minimum door thickness is 30mm (due to the width of the face plate). Maximum door thickness using a standard cylinder and cylinder escutcheons and/or turn is 58mm.

Handing

All functions are fully reversible. Cylinders and turns are fitted on site to suit door handing.

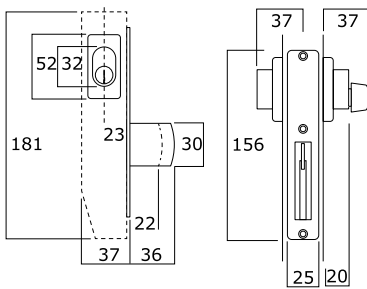
Standard Keying

Supplied individually keyed in "C4" keyway with 2 keys per lock.

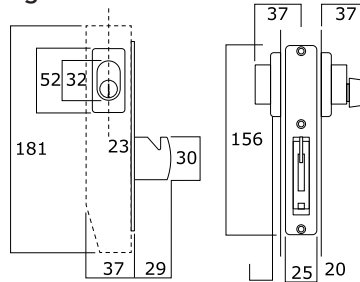
Finishes

Satin Chrome (SC)

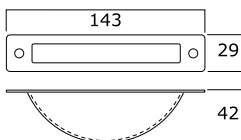
Hinged Door Deadlocks



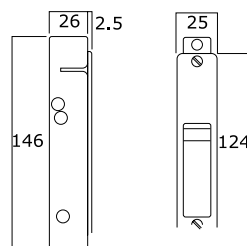
Sliding Door Deadlocks



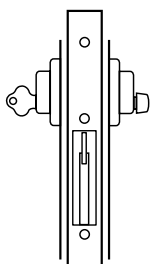
Frameless Glass Trough Strike



Self-latching Strike (supplied with Sliding Door Deadlocks)



Cylinder and Turnknob Reversible



Outside

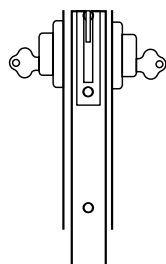
Locked or unlocked by key.

Inside

Locked or unlocked by key.

Double Cylinder Reversible

Recommended for glass doors.



Outside

Locked or unlocked by key.

Inside

Locked or unlocked by key.

Accessories

Item Number	Description
1350085	YALE SPY590-CESC 590 CYLINDER ESCUTCHEON
1350081	YALE 590 STRIKE ARMOUR PLATE DOOR SP590-353SC
1350083	YALE 590 ESCAPE DOOR LEVER KIT SPY590-ELSC
1350089	YALE 590 BARREL LEVER x 100 SP590-15ZP

Trough Strike



Cylinder Escutcheon



Escape Lever



Cylinder Cam

