

PERTH

**COMMERCIAL HARDWARE
PRODUCT CATALOGUE**

ESTABLISHED IN 1974, ALSPEC ARE THE MARKET LEADERS IN THE DESIGN AND DISTRIBUTION OF INNOVATIVE ALUMINIUM SYSTEMS TO THE ARCHITECTURAL, INDUSTRIAL AND HOME IMPROVEMENT MARKETS.

OUR RANGE OF QUALITY, TESTED PRODUCTS TOGETHER WITH OUR PROFESSIONAL SERVICE ENSURES WE ARE UNIQUELY POSITIONED TO SUPPORT THE GROWTH OF YOUR BUSINESS.

FEW SUPPLIERS CAN MATCH THE LEVEL OF ACCESSORY SUPPORT THAT ALSPEC OFFER FOR THEIR ALUMINIUM SYSTEMS. STOCKING OF GASKETS, SEALS, DOOR LOCKS, HINGES, DOOR CLOSERS, FASTENERS AND SEALANTS PUTS ALSPEC AT THE FOREFRONT OF TRUE SYSTEM SUPPLIERS.

ALSPEC IS PARTNERED WITH MAJOR AUSTRALIAN AND GLOBAL HARDWARE MANUFACTURERS. IF YOU NEED AN ACCESSORY FOR AN ALUMINIUM SYSTEM FROM A MAJOR MANUFACTURER IT IS MORE THAN LIKELY IT WILL BE IN STOCK AT YOUR LOCAL ALSPEC BRANCH.

CONTENTS

Product Catalogue

Hinged Door Locks.....	4
Hinges & Handles.....	5
Commercial Door Locks.....	8
Door Closers.....	11
Sliding Door Locks.....	16
Chainwinders.....	19
Silicone Sealants & Adhesives.....	28


Product Flyers

Lockwood 3782 Kitsets.....	6
Dorma ST9200 Kitsets.....	7
Madinoz Door Handle.....	10
CiiLock Rollers.....	14
9217 Tandem Series Rollers.....	15
Alspec Chainwinders.....	19
Supaseal PU Sealant.....	22
Supaseal Fire PU Sealant.....	23
Tesa Protection Tape.....	24
Tesa Glass Protection Film.....	25
Square Drive Self Tapper.....	26
Alspec 100% Neutral Cure Silicone.....	27

Additional Notes.....	30
-----------------------	----

HINGED DOOR KITS		*ADD CYLINDER pg.5		
	Item No.	Description	#	Colour
	1344016	KILLARA XTRA KIT INC OPTIMUM LOCK, HANDLES & STRIKE	094	SATIN CHROME <input type="checkbox"/>
			034	BLACK <input checked="" type="checkbox"/>
HINGED DOOR LOCK ONLY		*ADD CYLINDER, STRIKE & HANDLES pg.5		
	Item No.	Description	#	Colour
	1304670	OPTIMUM 2PT HINGED 30mm B/S 24mm BOLT OP30/2PTL/SS	0A6	SATIN STAINLESS STEEL
	1304672	OPTIMUM 4PT HINGED 30mm B/S 24mm BOLT OP30/4SBL/SS	0A6	SATIN STAINLESS STEEL
	1345018	P33096 1m & 1.3m RODS WITH POLYMER TIPS	099	NOT SPECIFIED
	1313100	P9731 STAINLESS STEEL TIPS	0A6	SATIN STAINLESS STEEL
HINGED DOOR HANDLE SETS				
	Item No.	Description	#	Colour
	1344002	KILLARA HANDLE LEVER SET DOUBLE CYL	094	SATIN CHROME <input type="checkbox"/>
			034	BLACK <input checked="" type="checkbox"/>
STRIKES				
	Item No.	Description	#	Colour
	1304658	OPTIMUM OPS001SS STRIKE D/SIDE 12mm	0A6	SATIN STAINLESS STEEL
	1304657	OPTIMUM OPS003SS STRIKE D/SIDE 60mm	0A6	SATIN STAINLESS STEEL
	1360051	FLUSH BOLT 266mm ROD NYLON TIP	0G7	MATT BLACK <input checked="" type="checkbox"/>
			094	SATIN CHROME <input type="checkbox"/>


CYLINDERS *TO SUIT UNION / OPTIMUM

Item No.	Description	#	Colour	
1360070	EURO DBL CYL/TURN FIXED CAM 6PIN 70mm KD ALSPEC	094	SATIN CHROME	
1360068	EURO DBL CYL FIXED CAM 6PIN 70mm KA ALSPEC	094	SATIN CHROME	
1360069	EURO DBL CYL FIXED CAM 6PIN 70mm KD ALSPEC	094	SATIN CHROME	
1346611	EURO DBL CYL FIXED CAM 5PIN 68mm J031 INTERLOCK	094	SATIN CHROME	
1346612	EURO DBL CYL FIXED CAM 5PIN 68mm J032 INTERLOCK	094	SATIN CHROME	
1346613	EURO DBL CYL FIXED CAM 5PIN 68mm J033 INTERLOCK	094	SATIN CHROME	
1346614	EURO DBL CYL FIXED CAM 5PIN 68mm J034 INTERLOCK	094	SATIN CHROME	
1346615	EURO DBL CYL FIXED CAM 5PIN 68mm J035 INTERLOCK	094	SATIN CHROME	
1346616	EURO DBL CYL FIXED CAM 5PIN 68mm J036 INTERLOCK	094	SATIN CHROME	
1346617	EURO DBL CYL FIXED CAM 5PIN 68mm J037 INTERLOCK	094	SATIN CHROME	
1346618	EURO DBL CYL FIXED CAM 5PIN 68mm J038 INTERLOCK	094	SATIN CHROME	
1346619	EURO DBL CYL FIXED CAM 5PIN 68mm J039 INTERLOCK	094	SATIN CHROME	
1346620	EURO DBL CYL FIXED CAM 5PIN 68mm J040 INTERLOCK	094	SATIN CHROME	


TWIN BOLTS

Item No.	Description	#	Colour	
1344003	KILLARA TWIN BOLT BI FOLD NON LOCKING	094	SATIN CHROME	
		034	BLACK	
1313100	P9731 STAINLESS STEEL TIPS	0A6	SATIN STAINLESS STEEL	
1344004	KILLARA TWIN BOLT BI FOLD LOCKING INC. CYLINDER	094	SATIN CHROME	
		034	BLACK	
1313100	P9731 STAINLESS STEEL TIPS	0A6	SATIN STAINLESS STEEL	


McCALLUM A104 HINGES

Item No.	Description	#	Colour	
1374011	A104 H/DUTY ALUM FAST-FIX HINGE	008	CLEAR ANOD	
		034	BLACK	
		010	WHITE	
		082	MAGNOLIA	
		051	ANOTEC DARK GREY	

ALSPEC SS HINGES

Item No.	Description	#	Colour	
1364004	NO39 UNIVERSAL SS HINGE 102 x 2.5mm	0G8	STAINLESS STEEL	
1364069	NO39 UNIVERSAL ALUMINIUM HINGE 102 x 2.5mm *SCREWS FIX THROUGH AS1C SCREW FLUTE FOR EXTRA STRENGTH	002	CLEAR ANODISED	

HINGE SCREWS TO SUIT

Item No.	Description	#	Colour	
1382686	10g x 1/2 (13mm) 8gHEAD 304SS SQ #2 U/CUT S/TAP SCREW x 1000 *FITS #39 HINGES	0G8	STAINLESS STEEL	

3782 KITSETS

"A brilliant way to lock up!"

proudly partnered with



PRODUCT DETAILS

The Australian designed and built Lockwood Selector® 3770 Series Cylinder Mortice Locks are made from quality materials to meet high durability and strength requirements.

This comprehensive range of cylinder mortice locks are suitable for heavy duty use in industrial and commercial buildings, institutions, clubs, schools, hospitals, hotels and similar buildings.

It's a quick and easy install with In-door Configuration!

ALSPEC ITEM NO.		KIT TYPE	
1370663 (KD) or 1370666 (KA)		SINGLE CYLINDER SET - 3782KIT05	
<ul style="list-style-type: none"> 3782SS Mortice Lock 4801/70SC Lever on external plate with cylinder hole 4905/70SC Lever on internal plain plate 		<ul style="list-style-type: none"> 570C4/VSC Cylinder - V cam Accessory packets to suit 	
1370662 (KD) or 1370665 (KA)		CYLINDER & TURN SET - 3782KIT04	
<ul style="list-style-type: none"> 3782SS Mortice Lock 4801/70SC Lever on external plate with cylinder hole 4904/70SC Lever on internal plate with turnknob 		<ul style="list-style-type: none"> 570C4/VSC Cylinder - V cam 3772-ADAPTOR Accessory packets to suit 	
1370661 (KD) or 1370664 (KA)		DOUBLE CYLINDER SET - 3782KIT01	
<ul style="list-style-type: none"> 3782SS Mortice Lock 4801/70SC Lever on external plate with cylinder hole 4901/70SC Lever on internal plate with cylinder hole 		<ul style="list-style-type: none"> 570C4/VSC x 2 - V cam Accessory packets to suit 	

ST9200 MORTICE LOCK KITSETS

"Conveniently packaged for easy transportation & installation!"




proudly partnered with



ALSPEC ITEM NO.		KIT TYPE	
1370860 (KD) or 1370880 (KA)		SINGLE CYLINDER SET - ST9212KIT6S	
<ul style="list-style-type: none"> ST9212 Mortice Lock 6400/30 & 6406/30 Plate furniture 9650C-DX Cam 		<ul style="list-style-type: none"> 9650C-DZ Cam 9630 Oval Cylinder Can be supplied keyed alike or keyed to differ 	
1370862 (KD) or 1370801 (KA)		CYLINDER & TURN SET - ST9212KIT1S	
<ul style="list-style-type: none"> ST9212 Mortice Lock 6400/30 & 6403/30 Plate furniture 9650C-DW Cam 		<ul style="list-style-type: none"> 9640SA-DZ Snib Adapter 9630 Oval Cylinder Can be supplied keyed alike or keyed to differ 	
1370861 (KD) or 1370882 (KA)		DOUBLE CYLINDER SET - ST9212KIT3S	
<ul style="list-style-type: none"> ST9212 Mortice Lock 6400/30 & 6401/30 Plate furniture 2 x 9650C-DX Cams 		<ul style="list-style-type: none"> 2 x 9650C-DZ Cams 2 x 9630 Oval Cylinder Can be supplied keyed alike or keyed to differ 	
1370888		PASSAGE LATCH SET - ST9212KIT5S	
<ul style="list-style-type: none"> ST9212 Mortice Lock 6405/30 & 6406/30 Plate Furniture 			

Call 1300 ALSPEC (257732)

alspec.com.au

MORTICE LOCK ACCESSORIES				
	Item No.	Description	#	Colour
	1350074	Y592CTSC 23mm BACKSET CYL & TURN MORTICE LOCK 35mm BOLT	094	SATIN CHROME
	1350075	Y592CCSC 23mm BACKSET DBL CYL MORTICE LOCK 35mm BOLT	094	SATIN CHROME
	1350071	Y590CTSC 23mm BACKSET CYL & TURN MORTICE LOCK 22mm BOLT	094	SATIN CHROME
	1360085	ALSPEC A570-R KA (RABBIT EARS CAM)	094	SATIN CHROME
	1360096	ALSPEC A570RH ESCAPE TURN (RABBIT EARS CAM)	094	SATIN CHROME
	1360097	ALSPEC A570LH ESCAPE TURN (RABBIT EARS CAM)	094	SATIN CHROME
COMMERCIAL PULL HANDLES				
	Item No.	Description	#	Colour
	1363004	HALF MOON PULL 300mm x 32mm	0A6	SATIN STAINLESS STEEL
	1363005	OFFSET PULL 300mm x 32mm	0A6	SATIN STAINLESS STEEL

LOCKWOOD DIGITAL LOCK SETS					*ADD HANDLE
Item No.	Description	#	Colour		
1370409	3782-DXKITSC DX DIGITAL KIT TO SUIT 3780 SERIES MORTICE LOCK	094	SATIN CHROME		
1370660	3782SS PRIMARY LOCK BODY 23mm BACKSET	0G8	STAINLESS STEEL		
MORTICE LOCK HANDLE					
Item No.	Description	#	Colour		
1378308	(4905/70SC INTERNAL) SQUARE END PLATE WITH 70 LEVER	094	SATIN CHROME		
LOCKWOOD SHOPFRONT MORTICE LOCKS					*ADD CYLINDER
Item No.	Description	#	Colour		
1371236	3540RL1SCNRYL SHORT BACKSET MORTICE DEAD-LOCK & LEVER NO CYL *22mm BOLT FOR HINGED DOORS **ADD CYLINDER 1360085 ALSPEC A570-R KA (RABBIT EAR CAM)	094	SATIN CHROME		
1371251	3541RL1SCNRYL SHORT BACKSET SLIDING DR LOCK&45 DEG LEVER NO CY *28mm HOOK BOLT FOR HINGED & SLIDING DOORS **ADD CYLINDER 1360085 ALSPEC A570-R KA (RABBIT EAR CAM)	094	SATIN CHROME		
1371265	3542RL1SCNRYL SHORT BACKSET SLIDING DR LOCK&45 DEG LEVER NO CY *35mm HOOK BOLT FOR HINGED DOORS **ADD CYLINDER 1360085 ALSPEC A570-R KA (RABBIT EAR CAM)	094	SATIN CHROME		

MADINOZ DOOR HANDLES

proudly partnered with



"Excellence down to the very last detail!"

MDZ ROUND AND SQUARE ENTRY HANDLES

Madinoz's Offset Round Entry Pull Handles epitomize the high quality ambitions of the Madinoz brand - designed for excellence down to the very last detail, exuding fine craftsmanship characterised by clearly defined features. Created in solid, Premium Grade 304 Stainless Steel for internal & external use in high traffic buildings. The offset round and square section allows for positive grip, comfortable ease of use and precise placement.

PRODUCT FEATURES

- AS1428 Compliant
- Green Star Rated "A" Level GECA certification
- High Durability with Concealed Fixings
- Powdercoat & Custom Finishes available on request



MADINOZ MDZ8360 SQUARE ENTRY HANDLE	
ITEM NO.	DESCRIPTION
1379496	MADINOZ SS 8360 B/B HANDLE SET 400mm
1379498	MADINOZ SS 8360 B/B HANDLE SET 800mm
1379489	MADINOZ SS 8360 B/B HANDLE SET 1500mm

FINISHES AVAILABLE
 0H1 POLISHED STAINLESS STEEL
 0A6 SATIN STAINLESS STEEL

MADINOZ MDZ8390 ROUND ENTRY HANDLES	
ITEM NO.	DESCRIPTION
1379490	MADINOZ SS 8390 B/B HANDLE SET 400mm
1379492	MADINOZ SS 8390 B/B HANDLE SET 800mm
1379494	MADINOZ SS 8390 B/B HANDLE SET 1500mm

FINISHES AVAILABLE
 0H1 POLISHED STAINLESS STEEL
 0A6 SATIN STAINLESS STEEL



Call 1 300 ALSPEC (257732)

alspec.com.au





EFCO 80 STANDARD ARM SIZE 2 CLOSER

Item No.	1351005
#	094
Colour	SATIN CHROME

EF80 STANDARD ARM SIZE 3 CLOSER

Item No.	1351007
#	094
Colour	SATIN CHROME

EFCO 80 STANDARD ARM SIZE 4 CLOSER

Item No.	1351009
#	094
Colour	SATIN CHROME

EFCO 80 STANDARD ARM SIZE 5 CLOSER

Item No.	1351011
#	094
Colour	SATIN CHROME



EFCO 83 POWER ADJUSTABLE SIZE 2-6



Item No.	1351001
#	094
Colour	SATIN CHROME



EF72 STD ARM PWR SELECT SIZE 2-4



Item No.	1351003
#	094
Colour	SATIN CHROME

EFCO DOOR CLOSERS W/SLIDE ARM

	Item No.	Description	#	Colour
	1351073	EFCO 83 PWR ADJ DR CLOSER W/SLIDE ARM	094	SATIN CHROME
	1351074	EFCO 72 POWER HYD CLOSER W/SLIDE ARM	094	SATIN CHROME

LOCKWOOD DOOR CLOSERS

***CONCEALED OVERHEAD**

	Item No.	Description	#	Colour
	1352031	9853N SIZE 3 TRANSOM CLOSER NON HOLD OPEN	094	SATIN CHROME
	1352032	9853H90 SIZE 3 TRANSOM CLOSER 90 DEGREE HOLD OPEN	094	SATIN CHROME

DOOR CLOSER COMPARISON CHART

ITEM NO.	FUNCTIONS/ FEATURES	RYOBI EQUIVALENT	DORMA EQUIVALENT	DOOR WEIGHT	MAX DOOR WIDTH	CLOSING TORQUE	POWER SELECTION	PARRALLEL BRACKET	BACK CHECK	ADJ. CONTROL VALVE	NON HANDED	DELAYED ACTION
EFCO 83 SERIES SURFACE MOUNTED DOOR CLOSER RANGE * = Equivalent Footprint												
1351001	SIZE 2-6 POWER ADJUSTABLE STANDARD ARM	D-3500	TS83*	40-120KG	1400MM	13-54Nm	2-6 ADJUSTABLE	✓	✓	✓	✓	✓
1351073	SIZE 2-5 POWER ADJUSTABLE SLIDE ARM	D-3500T	TS83*	40-100KG	1250MM	13-37Nm	1-5 ADJUSTABLE	✓	✓	✓	✓	✓
EFCO 72 SERIES SURFACE MOUNTED DOOR CLOSER RANGE * = Equivalent Footprint												
1351003	SIZE 2-4 POWER ADJUSTABLE STANDARD ARM	D-2100*	TS73*	40-80KG	1000MM	13-18Nm	2-4 ADJUSTABLE	✓	✓	✓	✓	-
1351074	SIZE 1-3 POWER ADJUSTABLE SLIDE ARM	D-2100T*	TS73*	20-60KG	950MM	9-18Nm	1-3 ADJUSTABLE	✓	✓	✓	✓	-
EFCO 80 SERIES SURFACE MOUNTED DOOR CLOSER RANGE * = Equivalent Footprint												
1351005	SIZE 2 STANDARD ARM	62S*	-	40KG	850MM	13Nm	SIZE 2 FIXED	-	-	✓	✓	-
1351007	SIZE 3 STANDARD ARM	63S*	-	60KG	950MM	18Nm	SIZE 3 FIXED	-	-	✓	✓	-
1351009	SIZE 4 STANDARD ARM	64S*	-	80KG	1100MM	26Nm	SIZE 4 FIXED	-	-	✓	✓	-
1351011	SIZE 5 STANDARD ARM	65S*	-	100KG	1250MM	37Nm	SIZE 5 FIXED	-	-	✓	✓	-
1351015	PARRALLEL ARM OFFSET SIZE 3	63PS*	-	40KG	850MM	13Nm	SIZE 2 FIXED	✓	-	✓	✓	-
1351017	PARRALLEL ARM OFFSET SIZE 4	64PS*	-	60KG	950MM	18Nm	SIZE 3 FIXED	✓	-	✓	✓	-
1351019	PARRALLEL ARM OFFSET SIZE 5	65PS*	-	80KG	1100MM	26Nm	SIZE 4 FIXED	✓	-	✓	✓	-
1351025	SIZE 2 HOLD OPEN	162S*	-	40KG	850MM	13Nm	SIZE 2 FIXED	✓	-	✓	✓	-
1351027	SIZE 3 HOLD OPEN	163S*	-	60KG	950MM	18Nm	SIZE 3 FIXED	✓	-	✓	✓	-
1351029	SIZE 4 HOLD OPEN	164S*	-	80KG	1100MM	26Nm	SIZE 4 FIXED	✓	-	✓	✓	-

EFCO 80 HOLD OPEN SIZE 2 CLOSER	
Item No.	1351025
#	094
Colour	SATIN CHROME
EFCO 80 HOLD OPEN ARM SIZE 3 CLOSER	
Item No.	1351027
#	094
Colour	SATIN CHROME
EFCO 80 HOLD OPEN ARM SIZE 4 CLOSER	
Item No.	1351029
#	094
Colour	SATIN CHROME



	OFFSET ARM CLOSERS
	Cranked arm keeps door closer away from the glazing bead!

EFCO 80 OFFSET PARALLEL ARM SIZE 3	
Item No.	1351015
#	094
Colour	SATIN CHROME
EFCO 80 OFFSET PARALLEL ARM SIZE 4	
Item No.	1351017
#	094
Colour	SATIN CHROME
EFCO 80 OFFSET PARALLEL ARM SIZE 5	
Item No.	1351019
#	094
Colour	SATIN CHROME



DORMA TS77 DOOR CLOSER SIZE 2 B/C PA BKT INC.	
Item No.	1378448
#	031
Colour	SILVER
DORMA TS77 DOOR CLOSER SIZE 3 B/C PA BKT INC.	
Item No.	1378553
#	031
Colour	SILVER
DORMA TS77 DOOR CLOSER SIZE 4 B/C PA BKT INC.	
Item No.	1378449
#	031
Colour	SILVER





Alspec are very pleased to introduce a new option for rollers suitable for ProGlide, Altitude and Carinya Sliding Doors.

- ✓ Cycle tested in all Alspec systems to ensure maximum performance
- ✓ Extra Smooth operation
- ✓ Suitable for panels up to 300kg*
- ✓ Easy to adjust under maximum loads

*Three Wheel Roller

CiiLOCK - 'THE MOTHER OF ALL ROLLERS' SERIES		
Item No.	Description	#
1310241	SINGLE WHEEL ROLLER (40kg)	8182-201
1310242	DUAL WHEEL ROLLER (100kg)	8177-202
1310243	THREE WHEEL ROLLER (150kg)	8207-202
1310240	FIXED PANEL ADJUSTER	3123-10
1310249	CARRIAGE CORNER STAKE	1828-10

Product Details

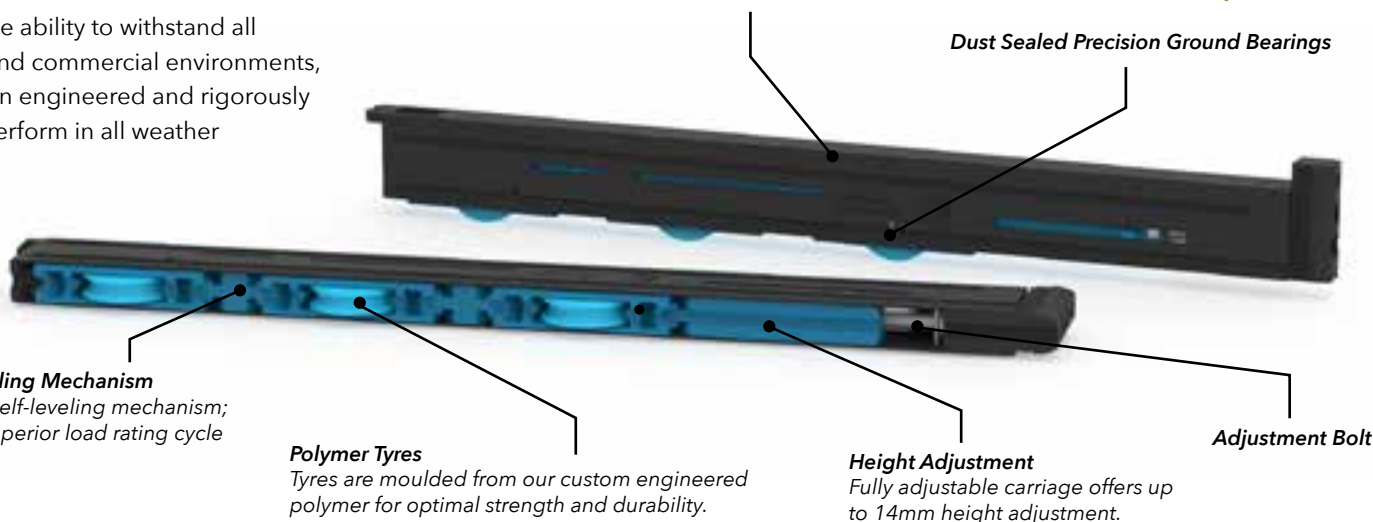
The Mother of All Rollers range encompasses the innovation, forward thinking and durability, that is unmatched throughout the industry.

Boasting the ability to withstand all domestic and commercial environments, having been engineered and rigorously tested to perform in all weather conditions.

THREE WHEEL ROLLER (150kg Per Roller)

Outer Carriage

Outer casing is constructed from a rigid polymer and can be modified to accommodate a large range of extrusion profiles.



Self-leveling Mechanism

Unique self-leveling mechanism; allows superior load rating cycle life.

Polymer Tyres

Tyres are moulded from our custom engineered polymer for optimal strength and durability.

Height Adjustment

Fully adjustable carriage offers up to 14mm height adjustment.

Dust Sealed Precision Ground Bearings

Adjustment Bolt

SINGLE WHEEL ROLLER (40kg Per Roller)



DUAL WHEEL ROLLER (100kg Per Roller)



FIXED PANEL ADJUSTER



CARRIAGE CORNER STAKE



9217 TANDEM SERIES ROLLERS

Proudly Partnered With:



"The Genuine Item"

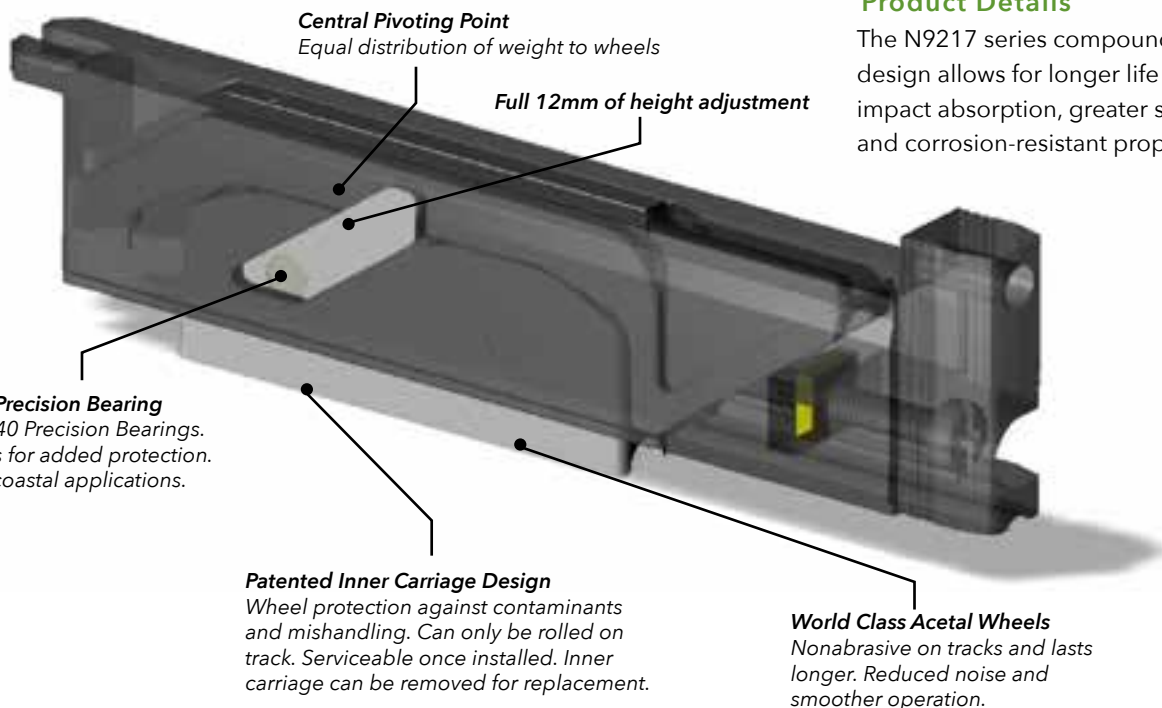
The N9217 Series Roller is an industry leader for very good reasons. It is a superior product that performs better and lasts longer.

N9217 rollers come with:

- ✓ Industry leading 10 year warranty
- ✓ Up to 200kg load rating
- ✓ Anti Corrosive design
- ✓ High impact absorption design
- ✓ Lowest initiating and sustaining forces

9217 TANDEM SERIES ROLLERS

Item No.	Description	#
1310234	SINGLE WHEEL SS BEARING ROLLER (50KG)	N9217SNA
1310231	DUAL WHEEL SS BEARING ROLLER (100KG)	N9217DSNA
1310232	DUAL WHEEL SS BEARING ROLLER SS TYRE (100KG)	N9217DSGA
1310237	FIXED PANEL ADJUSTER	N9217FPA
1310236	CARRIAGE CORNER STAKE	1828-10



Product Details

The N9217 series compound carriage's unique design allows for longer life due to its high impact absorption, greater structural integrity and corrosion-resistant properties.

SINGLE WHEEL SS BEARING ROLLER (50KG)



DUAL WHEEL SS BEARING ROLLER (100KG)

**ALSO AVAILABLE WITH STAINLESS STEEL TYRES*









FIXED PANEL ADJUSTER











CARRIAGE CORNER STAKE



OPTIMUM LOCKS				
	Item No.	Description	#	Colour
	1345559	OPTIMUM 1PT SLIDING 13mm BOLT 40mm BACKSET OP40/1SDN/SS	0A6	SATIN STAINLESS STEEL
	1345352	OPTIMUM SLIDING DOOR ADJUSTABLE STRIKE P33600	099	NOT SPECIFIED
	1363107	PALLADIUM BIFOLD AU HIGH PROFILE CYLINDER ESCUTCHEON SET	094	SATIN CHROME
	1363107	PALLADIUM BIFOLD AU HIGH PROFILE CYLINDER ESCUTCHEON SET	034	BLACK
	1363108	ARIA D BACK TO BACK HANDLE SET PH320/27SP	094	SATIN CHROME
CYLINDERS			<i>*TO SUIT UNION / OPTIMUM</i>	
	Item No.	Description	#	Colour
	1360067	EURO DBL CYL FIXED CAM 5PIN 70mm KA ALSPEC	094	SATIN CHROME
	1346611	EURO DBL CYL FIXED CAM 5PIN 68mm J031 INTERLOCK	094	SATIN CHROME
	1346612	EURO DBL CYL FIXED CAM 5PIN 68mm J032 INTERLOCK	094	SATIN CHROME
	1346613	EURO DBL CYL FIXED CAM 5PIN 68mm J033 INTERLOCK	094	SATIN CHROME
	1346614	EURO DBL CYL FIXED CAM 5PIN 68mm J034 INTERLOCK	094	SATIN CHROME
	1346615	EURO DBL CYL FIXED CAM 5PIN 68mm J035 INTERLOCK	094	SATIN CHROME
	1346616	EURO DBL CYL FIXED CAM 5PIN 68mm J036 INTERLOCK	094	SATIN CHROME
	1346617	EURO DBL CYL FIXED CAM 5PIN 68mm J037 INTERLOCK	094	SATIN CHROME
	1346618	EURO DBL CYL FIXED CAM 5PIN 68mm J038 INTERLOCK	094	SATIN CHROME
	1346619	EURO DBL CYL FIXED CAM 5PIN 68mm J039 INTERLOCK	094	SATIN CHROME
	1346620	EURO DBL CYL FIXED CAM 5PIN 68mm J040 INTERLOCK	094	SATIN CHROME

CARINYA SLIDING DOOR LOCKS

Item No.	Description	#	Colour		
1308680	YARRA VIEW EDGE SLIDING DOOR LOCK 16mm STRIKE NO CYL	034	BLACK		
		010	WHITE		
		031	SILVER		
1308670	YARRA VIEW CURVE SLIDING DOOR LOCK 16mm STRIKE NO CYL	034	BLACK		
		010	WHITE		
		031	SILVER		

CYLINDERS



Item No.	Description	#	Colour	
1308671	YR 5 PIN CYL KEY # 1 (801)	039	BRASS	
1308672	YR 5 PIN CYL KEY # 2 (802)	039	BRASS	
1308673	YR 5 PIN CYL KEY # 3 (803)	039	BRASS	
1308674	YR 5 PIN CYL KEY # 4 (804)	039	BRASS	
1308675	YR 5 PIN CYL KEY # 5 (805)	039	BRASS	
1308676	YR 5 PIN CYL KEY # 6 (806)	039	BRASS	
1308677	YR 5 PIN CYL KEY # 7 (807)	039	BRASS	
1308678	YR 5 PIN CYL KEY # 8 (808)	039	BRASS	
1308679	YR 5 PIN CYL KEY # 9 (809)	039	BRASS	
1308681	YR 5 PIN CYL KEY # 10 (810)	039	BRASS	

AUSTRAL YARRARIDGE

Item No.	Description	#	Colour		
1308800	YR STD OUTER STD INNER NO CYL 16mm STRIKE	034	BLACK		
		010	WHITE		
		031	SILVER		
1308804	YR STD OUTER STD INNER DOUBLE 5PIN 10KA 16mm STRIKE	034	BLACK		
		010	WHITE		
		031	SILVER		
		082	MAGNOLIA		
		051	ANOTEC DARK GREY		
		013	DOESKIN		
1308805	YR STD OUTER STD INNER DOUBLE 5PIN KD 25mm STRIKE	034	BLACK		
		010	WHITE		
		031	SILVER		

LOCKWOOD ONYX

***ADD DBL/SINGLE CYLINDER**

Item No.	Description	#	Colour
1346401	ONYX D HANDLE/SLIM PULL UNI STRIKE NO CYL 9A1A2/NC	034	BLACK 
		094	SATIN CHROME 



DOUBLE CYLINDER

***TO SUIT ONYX #1346401, 506, 566**

Item No.	Description	#	Colour
1346601	ONYX 5 PIN DOUBLE CYLINDER ASSEMBLY #1 / JO31	094	SATIN CHROME
1346602	ONYX 5 PIN DOUBLE CYLINDER ASSEMBLY #2 / JO32	094	SATIN CHROME
1346603	ONYX 5 PIN DOUBLE CYLINDER ASSEMBLY #3 / JO33	094	SATIN CHROME
1346604	ONYX 5 PIN DOUBLE CYLINDER ASSEMBLY #4 / JO34	094	SATIN CHROME
1346605	ONYX 5 PIN DOUBLE CYLINDER ASSEMBLY #5 / JO35	094	SATIN CHROME
1346606	ONYX 5 PIN DOUBLE CYLINDER ASSEMBLY #6 / JO36	094	SATIN CHROME
1346607	ONYX 5 PIN DOUBLE CYLINDER ASSEMBLY #7 / JO37	094	SATIN CHROME
1346608	ONYX 5 PIN DOUBLE CYLINDER ASSEMBLY #8 / JO38	094	SATIN CHROME
1346609	ONYX 5 PIN DOUBLE CYLINDER ASSEMBLY #9 / JO39	094	SATIN CHROME
1346610	ONYX 5 PIN DOUBLE CYLINDER ASSEMBLY #10 / JO40	094	SATIN CHROME



ALSPEC CHAINWINDERS

"Simple opening restrictor included!"

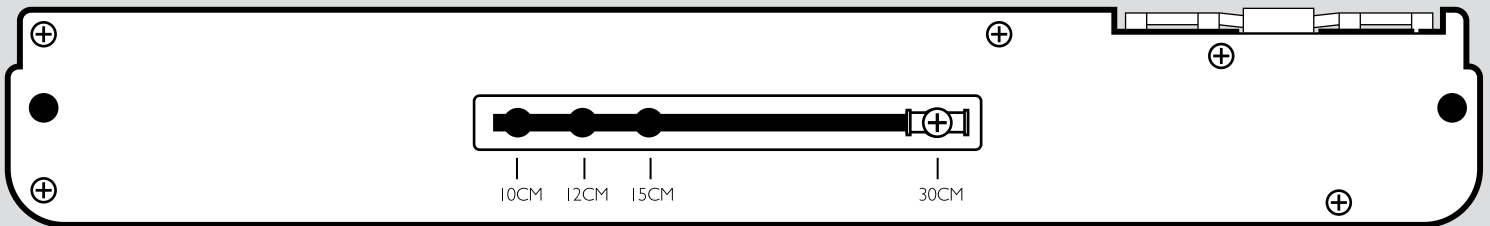
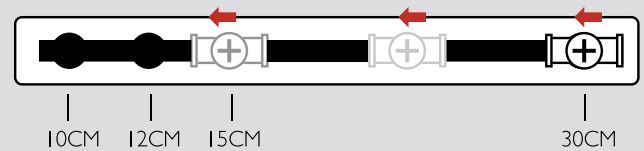
PRODUCT FEATURES

- Corrosion resistant Stainless Steel chain
- Adjustable chain restriction to 30cm, 15cm, 12cm or 10cm
- Keyed Alike
- Foldable handle
- Key locking
- 5 Disc wafer cylinder
- Can be wound closed when locked





















ADJUSTABLE CHAIN RESTRICTOR

Easy to adjust restriction by releasing screw and sliding restrictor!
No additional parts needed to restrict chain length!



ALSPEC CHAINWINDER		
ITEM NO.	DESCRIPTION	COLOUR
1338063	ALSPEC CHAINWINDER S/S LOCKING 300mm LEFT HAND KEY A384	BLACK
1338063	ALSPEC CHAINWINDER S/S LOCKING 300mm LEFT HAND KEY A384	PEARL WHITE
1338063	ALSPEC CHAINWINDER S/S LOCKING 300mm LEFT HAND KEY A384	SILVER

WHITCO CHAINWINDERS					
	Item No.	Description	#	Colour	
	1302433	WHITCO CHAINWINDER NON LOCKABLE BLACK	034	BLACK	
	1302439	WHITCO CHAINWINDER NON LOCKABLE WHITE	010	WHITE	
	1302425	WHITCO CHAINWINDER 5 DISC KA BLACK	034	BLACK	
	1302424	WHITCO CHAINWINDER 5 DISC KA WHITE	010	WHITE	
	1302459	WHITCO CHAINWINDER 5 DISC KA SS CHAIN BLACK	034	BLACK	
	1302457	WHITCO CHAINWINDER 5 DISC KA SS CHAIN WHITE	010	WHITE	
	1302562	WHITCO CHAINWINDER CYL4 KA BLACK	034	BLACK	
	1302563	WHITCO CHAINWINDER CYL4 KA WHITE	010	WHITE	
	1302564	WHITCO CHAINWINDER CYL4 KA SILVER	031	SILVER	
CHAINWINDER ACCESSORIES					
	Item No.	Description	#	Colour	
	1302552 - 034	W341001 CHAINWINDER CHAIN RESTRICTOR CLIP x 1	034	BLACK	
	1302553 - 034	W341100 CHAINWINDER CHAIN RESTRICTOR CLIP x 100	034	BLACK	
ALSPEC CHAINWINDER SS CHAIN KIT					
	Item No.	Description	#	Colour	
	1338063	ALSPEC CHAINWINDER SS LOCKING 300mm LEFT HAND KEY A384	034	BLACK	
			010	WHITE	
			031	SILVER	



DOUBLE WINDER KIT			
1345530	ELEVATION SS CHAIN 300 BLACK LW-EWAC-300-BLK		x 2
1345542	ELEVATION SWITCH MODE POWER SUPPLY 1500ma		x 2
1345533	ELEVATION SYNC LOOM EWAC-SSL		x 1
1345536	ELEVATION TOUCH KEYPAD 3.5" LW-TSD-35-WHT		x 1
SINGLE WINDER KIT			
1345530	ELEVATION SS CHAIN 300 BLACK LW-EWAC-300-BLK		x 1
1345542	ELEVATION SWITCH MODE POWER SUPPLY 1500ma		x 1
1345536	ELEVATION TOUCH KEYPAD 3.5" LW-TSD-35-WHT		x 1



STAY AHEAD OF THE WEATHER!	
Stay one step ahead of the weather! Keep your home safe and dry by adding an Elevation Rain Sensor to any single or double winder setup.	

ELEVATION CHAINWINDERS

Item No.	Description	#	Colour	
1345530	ELEVATION SS CHAIN 300 BLACK LW-EWAC-300-BLK	034	BLACK	
1345542	ELEVATION SWITCH MODE POWER SUPPLY 1500ma EWAC-SM1500	099	NOT SPECIFIED	
1345534	ELEVATION NETWORK ADAPTOR EWAC-SNA	099	NOT SPECIFIED	
1345536	ELEVATION TOUCH KEYPAD 3.5" LW-TSD-35-WHT	010	WHITE	
1345533	ELEVATION SYNC LOOM EWAC-SSL	099	NOT SPECIFIED	
1345540	ELEVATION ACC PACK- SCREWS CAPS LIMITER PLUGS EWAC-SCRP	099	NOT SPECIFIED	
1345535	ELEVATION RAINSENSOR + NA EWAC-SRS	010	WHITE	

SUPASEAL PU SEALANT

Proudly partnered with



"The polyurethane sealant free of Isocyanate and other hazardous raw materials"



PRODUCT DETAILS

SupaSeal PU is a one part, moisture curing Hybrid Technology Sealant that displays excellent performance characteristics including +/- 25% Joint Movement capability. SupaSeal PU has been carefully developed to be low modulus, meaning that it is easy to extrude, is easy to tool and maintains Non-Slump characteristics, even in high temperature and high humidity climates.

SupaSeal PU is a technically advanced material designed for Construction & Industrial sealing applications, while also offering the end user a safe, less hazardous material to work with on a daily basis. Most importantly, SupaSeal PU is Isocyanate Free and contains no solvents.



Available in single 960g sausage or in box of 20.

FEATURES

- Tools beautifully.
- No slump.
- Easiest clean up.
- No smell.
- Bonds to anything.
- Great skinning time.

APPLICATIONS

- Construction Joint Sealant
- Vertical and horizontal expansion joints
- Non fire rated pipe penetrations
- Perimeter seals around doors, windows and facades
- General purpose interior joint sealant applications
- Sealing and bonding metal roofing systems
- Automotive and marine applications requiring a flexible adhesion profile between substrates

SUPASEAL PU	
ITEM NO.	COLOUR
1385022	BLACK
1385020	GREY
1385021	WHITE

Call 1 300 ALSPEC (257732)

alspec.com.au

SUPASEAL FIRE PU SEALANT

Proudly partnered with



"The polyurethane sealant free of Isocyanate and other hazardous raw materials"

PRODUCT DETAILS

SuperSeal Fire PU is a single component, high performance, low modulus Fire Rated Polyurethane sealant that displays excellent Acoustic properties, is 4 hour fire rated, has excellent joint movement and boasts a minimum shelf life of 9 months if stored in the original sealed container.



Available in single 960g sausage or in box of 20.

APPLICATIONS

- Caulking of interior & exterior joints where a 4hour fire rating is required
- Excellent Acoustic properties
- Vertical and horizontal expansion joints where high joint movement is required
- Sealing of plasterboard and cement sheet products for interior fitout
- Perimeter seals around doors, windows and facades
- Tested to AS1530.4 & AS 4072.1
- Excellent adhesion to common construction materials
- Paintable

MATERIALS

- Precast Concrete Panels
- Fibre Cement Sheet
- Block work & Bricks
- Aluminium Profiles
- Sandstone & Granite
- Plasterboard & Blueboard
- Glass

SUPASEAL FIRE PU SAUSAGE	
ITEM NO.	COLOUR
1385023	GREY
SUPASEAL FIRE AC SAUSAGE	
ITEM NO.	COLOUR
1385024	GREY

Carton Qty: 20 x 960g sausages per carton

PROTECTION TAPE

"Superior protection for immaculate surfaces at all times"

proudly partnered with



TESA 51008PV3

Tesa 51008 is a packaging film based on a polyethylene backing (P.E.) which is very user friendly due to its ability to be torn by hand.

The high tack is achieved by a natural adhesive guaranteeing instantaneous adhesion and a high tensile load. For small widths an age stability of max 12months is guaranteed.

UV resistant for up to 12 months.



TESA 51485

Tesa 51485 is a pvc protective tape designed with a low tack adhesive that leaves no residue upon removal. It is easy to unwind with low curl characteristics making it the perfect choice for the protection of aluminium windows and door frames.

UV resistant for up to 6 months.

TESA 51008PV3		
ITEM NO.	DESCRIPTION	BOX QTY
1385600	TESA 51008 BK 66m x 24mm P.E. FILM PV3 PROTECTION TAPE	36
1385601	TESA 51008 BK 66m x 36mm P.E. FILM PV3 PROTECTION TAPE	24
1385603	TESA 51008 BK 66m x 48mm P.E. FILM PV3 PROTECTION TAPE	24
1385602	TESA 51008 BK 66m x 72mm P.E. FILM PV3 PROTECTION TAPE	12
1385607	TESA 51008 BK 66m x 96mm P.E. FILM PV3 PROTECTION TAPE	8
1385604	TESA 51008 BK 66m x 120mm P.E. FILM PV3 PROTECTION TAPE	8
1385605	TESA 51008 BK 66m x 144mm P.E. FILM PV3 PROTECTION TAPE	8
1385606	TESA 51008 BK 66m x 288mm P.E. FILM PV3 PROTECTION TAPE	4
TESA 51485		
ITEM NO.	DESCRIPTION	BOX QTY
1385550	TESA 51485 BK 66m x 24mm PVC PROTECTION TAPE	36
1385608	TESA 51485 BK 66m x 36mm PVC PROTECTION TAPE	24
1385554	TESA 51485 BK 66m x 48mm PVC PROTECTION TAPE	16
1385609	TESA 51485 BK 66m x 72mm PVC PROTECTION TAPE	12
1385558	TESA 51485 BK 66m x 96mm PVC PROTECTION TAPE	8

GLASS PROTECTION FILM

"Superior protection for immaculate surfaces at all times"

proudly partnered with




SOLUTIONS FOR THE GLAZING INDUSTRY

4848 - PE PROTECTION FILM

Tesa 4848 PE Protection film features environmentally friendly polyethylene backing and a light, age-resistant acrylic adhesive.

- Tesa 4848 can be used indoors or outdoors for short term and large area protection.
- UV and age resistant acrylic adhesive.
- Easy to remove and residue free after up to 4 weeks.
- Thickness: 0.048mm
- Temperature Resistance: -10 to +60 °C



For indoor and outdoor use.



Effortless application and removal process

50551 - GLASS PROTECTION FILM

Tesa 50551 Glass Protection film is the perfect solution for long term protection of sensitive surfaces during transportation. Due to good UV resistance, Tesa 50551 can remain on the finished product until delivery to the end customer.

- Tesa 50551 is easy to apply, ensuring simple, low cost application and removal processes.
- Clear frosted finish for maximum visible light transmittance into the building while maintaining privacy.
- Excellent outdoor resistance for more than 6 months to most glass surfaces.
- Thickness: 0.070mm
- Temperature Resistance: -10 to +60 °C

ITEM NO.	DESCRIPTION	BOX QTY
1385564	TESA 4848 TR 1240mm x 100m PE PROTECTION FILM	1
1385594	TESA 50551 TR 1200mm x 200m GLASS PROTECTION FILM	1

SS SQUARE DRIVE SELF TAPPERS



"Straight on, straight in - No more fumbling and wobbling!"

LESS WOBBLE - Straight on, straight in.

MORE TORQUE - you can really screw them down!

AESTHETICALLY PLEASING - it just looks better!

POSITIVE DRIVE - means you can wave your drill around and they will stick on. No more dropping screws!

FASTER - means you don't have to waste time fumbling to engage the drive, stop it wobbling, coming out, etc.

COUNTERSUNK UNDERCUT (Ideal for fitting hinges)



ALSPEC CODE	DESCRIPTION
1382629	8G x 1/2" (13mm) 304SS SQ #2 U/CUT S/TAP SCREW x 1000
1382671	8G x 3/4" (19mm) 304SS SQ #2 U/CUT S/TAP SCREW x 1000
1382686	10G x 1/2" (13mm) 8G HEAD 304SS SQ #2 U/CUT S/TAP SCREW x 1000
1382672	10G x 1/2" (13mm) 304SS SQ #2 U/CUT S/TAP SCREW x 1000
1382673	10G x 3/4" (19mm) 304SS SQ #2 U/CUT S/TAP SCREW x 1000

COUNTERSUNK



ALSPEC CODE	DESCRIPTION
1382650	6G x 1/2" (13mm) 304SS SQ #1 CSK S/TAP SCREW x 1000
1382651	6G x 3/4" (19mm) 304SS SQ #1 CSK S/TAP SCREW x 1000
1382662	6G x 1" (25mm) 304SS SQ #1 CSK S/TAP SCREW x 1000
1382663	6G x 1 1/4" (32mm) 304SS SQ #1 CSK S/TAP SCREW x 1000
1382664	6G x 1 1/2" (38mm) 304SS SQ #1 CSK S/TAP SCREW x 1000
1382665	8G x 1/2" (13mm) 304SS SQ #2 CSK S/TAP SCREW x 1000
1382666	8G x 5/8" (16mm) 304SS SQ #2 CSK S/TAP SCREW x 1000
1382652	8G x 3/4" (19mm) 304SS SQ #2 CSK S/TAP SCREW x 1000
1382653	8G x 1" (25mm) 304SS SQ #2 CSK S/TAP SCREW x 1000
1382654	8G x 1 1/4" (32mm) 304SS SQ #2 CSK S/TAP SCREW x 1000
1382655	8G x 1 1/2" (38mm) 304SS SQ #2 CSK S/TAP SCREW x 1000
1382667	10G x 1/2" (13mm) 304SS SQ #2 CSK S/TAP SCREW x 1000
1382668	10G x 5/8" (16mm) 304SS SQ #2 CSK S/TAP SCREW x 1000
1382669	10G x 3/4" (19mm) 304SS SQ #2 CSK S/TAP SCREW x 1000
1382657	10G x 1" (25mm) 304SS SQ #2 CSK S/TAP SCREW x 1000
1382676	10G x 1 1/4" (32mm) 304SS SQ #2 CSK S/TAP SCREW x 1000
1382658	10G x 1 1/2" (38mm) 304SS SQ #2 CSK S/TAP SCREW x 1000
1382659	10G x 2" (51mm) 304SS SQ #2 CSK S/TAP SCREW x 1000
1382683	10G x 2 1/2" (63mm) 304SS SQ #2 CSK S/TAP SCREW x 1000

#1 DRIVER BITS



ALSPEC CODE	DESCRIPTION
1382570	DRIVER BIT SQUARE #1 25mm x 1
1382575	DRIVER BIT SQUARE #1 50mm x 1
1382572	DRIVER BIT SQUARE #1 75mm x 1
1382576	DRIVER BIT SQUARE #1 100mm x 1

#2 DRIVER BITS



ALSPEC CODE	DESCRIPTION
1382573	DRIVER BIT SQUARE #2 25mm x 1
1382578	DRIVER BIT SQUARE #2 50mm x 1
1382574	DRIVER BIT SQUARE #2 75mm x 1
1382579	DRIVER BIT SQUARE #2 100mm x 1
1382580	DRIVER BIT SQUARE #2 150mm x 1

PAN HEAD



ALSPEC CODE	DESCRIPTION
1382630	6G x 1/2" (13mm) 304SS SQ #1 PAN S/TAP SCREW x 1000
1382632	6G x 3/4" (19mm) 304SS SQ #1 PAN S/TAP SCREW x 1000
1382633	6G x 1" (25mm) 304SS SQ #1 PAN S/TAP SCREW x 1000
1382674	6G x 1 1/4" (32mm) 304SS SQ #1 PAN S/TAP SCREW x 1000
1382634	6G x 1 1/2" (38mm) 304SS SQ #1 PAN S/TAP SCREW x 1000
1382636	8G x 1/2" (13mm) 304SS SQ #2 PAN S/TAP SCREW x 1000
1382675	8G x 5/8" (16mm) 304SS SQ #2 PAN S/TAP SCREW x 1000
1382637	8G x 3/4" (19mm) 304SS SQ #2 PAN S/TAP SCREW x 1000
1382638	8G x 1" (25mm) 304SS SQ #2 PAN S/TAP SCREW x 1000
1382639	8G x 1 1/4" (32mm) 304SS SQ #2 PAN S/TAP SCREW x 1000
1382640	8G x 1 1/2" (38mm) 304SS SQ #2 PAN S/TAP SCREW x 1000
1382643	10G x 1/2" (13mm) 304SS SQ #2 PAN S/TAP SCREW x 1000
1382676	10G x 5/8" (16mm) 304SS SQ #2 PAN S/TAP SCREW x 1000
1382677	10G x 3/4" (19mm) 304SS SQ #2 PAN S/TAP SCREW x 1000
1382644	10G x 1" (25mm) 304SS SQ #2 PAN S/TAP SCREW x 1000
1382645	10G x 1 1/4" (32mm) 304SS SQ #2 PAN S/TAP SCREW x 1000
1382646	10G x 1 1/2" (38mm) 304SS SQ #2 PAN S/TAP SCREW x 1000
1382647	10G x 2" (51mm) 304SS SQ #2 PAN S/TAP SCREW x 1000
1382648	10G x 2 1/2" (63mm) 304SS SQ #2 PAN S/TAP SCREW x 1000

ALSPEC SILICONE

"100% Neutral curing adhesive and sealant for glazing applications"



PRODUCT DETAILS

Alspect silicone is a 100% neutral curing adhesive and sealant designed for general purpose glazing applications. This sealant can be used in both interior and exterior applications offering excellent adhesion to glass, aluminium, timber, concrete, masonry, plastics and most powder coated surfaces.

GLOSS	MATT
APPLICATIONS <ul style="list-style-type: none"> • General purpose glazing • Industrial sealing • Automotive body panel sealant • Caravan & truck body sealing 	APPLICATIONS <ul style="list-style-type: none"> • General purpose glazing • Colonial bars • Structural butt joints • Weather-sealing of high rise buildings • Shopfronts • Timber windows • Shower screens • Solar panel installation • Industrial assembly
FEATURES <ul style="list-style-type: none"> • Non corrosive • Super adhesion • 5-10 minute skimming time • +/- 25% Movement capability • < 4% VOC Content • Temp Range -60 to 170 °C 	FEATURES <ul style="list-style-type: none"> • Excellent UV Resistance • 48 Shore A hardness • No slump • 5-10 minute skimming time • +/- 25% Movement capability • Temp Range -40 to 140 °C
MATERIALS <ul style="list-style-type: none"> • Glass • Aluminium • Galvanised Steel • Concrete • Wood • Ceramics • Plastics • Most powder coated surfaces 	MATERIALS <ul style="list-style-type: none"> • Glass • Aluminium • Concrete • Wood • Masonry • Plastics • Most powder coated surfaces

1385011	MATT BLACK	BLACK	MATT GREY	GREY	MATT WHITE	WHITE	TRANSLUCENT
Colour Code	0G7	034	0BC	036	0ZY	010	055

Call 1 300 ALSPEC (257732)

alspec.com.au

SILICONE SEALANTS & ADHESIVES

	PROSIL PRIMER CLEANER 1 - PRIMING & CLEANING SOLUTION														
<p>Prosil Primer Cleaner 1 is an All-In-One priming and cleaning system packaged in a convenient 150g Aerosol Can. It can be used to clean oils, grease and other contaminants to allow for better adhesion performance that will enhance bond performance to many common manufacturing, industrial and construction substrates.</p>															
APPLICATIONS	FEATURES	MATERIALS	ALSPEC CODE												
<ul style="list-style-type: none"> • One Step Priming System • Easy Two Step Cleaning Solution • Fast acting • Improves adhesion of nearly all sealants • Convenient pack size 	<ul style="list-style-type: none"> • Colourless liquid • 3.0 Evaporation rate • 0.78g/cm³ at 25°C 	<ul style="list-style-type: none"> • Glass • Steel • Aluminium • Plastics • Fibreglass 	<table border="1"> <tr> <td colspan="2" style="text-align: center;">1385080</td> </tr> <tr> <td style="text-align: center;">COLOUR</td> <td style="text-align: center;">#</td> </tr> <tr> <td>Not Specified</td> <td>099</td> </tr> </table>	1385080		COLOUR	#	Not Specified	099						
1385080															
COLOUR	#														
Not Specified	099														
	BATH & KITCHEN A-109 SILICONE - 100% ACETIC CURING SILICONE														
<p>Anti-Fungal Silicone Sealant specially designed for use in wet, humid and hot areas.</p> <p><i>BS5889 building approved</i> <i>AS4020 potable water approved</i> <i>Packaging & Colours: 300ml Cartridges White and Clear</i></p>															
APPLICATIONS	FEATURES	MATERIALS	ALSPEC CODE												
<ul style="list-style-type: none"> • Sealing Basins, Showers & Baths • Kitchen Bench tops • Wet area Glass & Mirrors 	<ul style="list-style-type: none"> • 3-8 minute skinning time • +/- 25% Movement capability • Temp Range -60 to 250°C 	<ul style="list-style-type: none"> • Glass • Aluminum • Wood • Ceramics • Plastics • Powder coated surface* 	<table border="1"> <tr> <td colspan="2" style="text-align: center;">1385007</td> </tr> <tr> <td style="text-align: center;">COLOUR</td> <td style="text-align: center;">#</td> </tr> <tr> <td>White</td> <td>010</td> </tr> <tr> <td>Translucent</td> <td>055</td> </tr> </table>	1385007		COLOUR	#	White	010	Translucent	055				
1385007															
COLOUR	#														
White	010														
Translucent	055														
	WET AREA N-600 SILICONE - 100% NEUTRAL CURING ANTI-FUNGAL														
<p>Professional Wet Area Silicone for Industrial Kitchens.</p> <p><i>BS5889 building approved</i> <i>Packaging & Colours: 300ml Cartridges Clear, White, Almond Ivory, Classic Cream, Aluminium, Light Grey, Black</i></p>															
APPLICATIONS	FEATURES	MATERIALS	ALSPEC CODE												
<ul style="list-style-type: none"> • Industrial Kitchens • Shower Screens & Baths • Vanities & Basins 	<ul style="list-style-type: none"> • 5-10 minute skinning time • UV & Weather Resistant • +/- 25% Movement capability • Temp Range -60 to 170°C • Non Corrosive • Bonds to most common building materials; metals, concrete, timber 	<ul style="list-style-type: none"> • Glass • Aluminium • Galvanised steel • Concrete • Timber • Ceramic tiles • Baths • Vanities • Cement sheet 	<table border="1"> <tr> <td colspan="2" style="text-align: center;">1385006</td> </tr> <tr> <td style="text-align: center;">COLOUR</td> <td style="text-align: center;">#</td> </tr> <tr> <td>White</td> <td>010</td> </tr> <tr> <td>Almond Ivory</td> <td>029</td> </tr> <tr> <td>Grey</td> <td>036</td> </tr> <tr> <td>Translucent</td> <td>055</td> </tr> </table>	1385006		COLOUR	#	White	010	Almond Ivory	029	Grey	036	Translucent	055
1385006															
COLOUR	#														
White	010														
Almond Ivory	029														
Grey	036														
Translucent	055														
	ROOF & GUTTER N-192 SILICONE - 100% NEUTRAL CURING SILICONE														
<p>All Purpose High Quality Adhesive / Sealant for use in Plumbing, Construction and Transportation applications</p> <p><i>BS5889 building approved</i> <i>AS4020 potable water approved</i> <i>Packaging & Colours: 300ml Cartridges White, Clear, Black, Aluminium, Grey</i></p>															
APPLICATIONS	FEATURES	MATERIALS	ALSPEC CODE												
<ul style="list-style-type: none"> • Roofing & Gutters • General purpose glazing & Weather sealing • Rainwater tanks 	<ul style="list-style-type: none"> • 5-8 minute skinning time • UV & Weather Resistant • +/- 25% Movement capability • Temp Range -60 to 170°C • Non Corrosive • < 5% VOC Content 	<ul style="list-style-type: none"> • Glass • Aluminum • Galvanised steel • Concrete • Wood • Ceramics • Plastics 	<table border="1"> <tr> <td colspan="2" style="text-align: center;">1385015</td> </tr> <tr> <td style="text-align: center;">COLOUR</td> <td style="text-align: center;">#</td> </tr> <tr> <td>Translucent</td> <td>055</td> </tr> <tr> <td>Light Grey</td> <td>0BW</td> </tr> </table>	1385015		COLOUR	#	Translucent	055	Light Grey	0BW				
1385015															
COLOUR	#														
Translucent	055														
Light Grey	0BW														



	PROSIL 60 MATT - 100% NEUTRAL CURING SILICONE ADHESIVE - SEALANT															
	PROSIL 60 is a Premium 100 % Neutral Oxime curing silicone adhesive/sealant for glazing, industrial and automotive sealing applications, with extra high body, excellent adhesion, quick skin time and long term reliability.															
	<i>AS4020 potable water approved Packaging & Colours: 300ml Cartridges: Translucent, White, Black, Light Grey and Aluminium Grey</i>															
	APPLICATIONS	FEATURES	MATERIALS	ALSPEC CODE												
	<ul style="list-style-type: none"> • General Purpose Glazing • Colonial Bars • Structural Butt Joints • Solar Panel Installation • Caravan, Boat, Truck Body and Bus assembly 	<ul style="list-style-type: none"> • 28 Shore A Hardness • No Slump • 2-5 minute skinning time • +/- 25% Movement capability • 560% elongation • Temp Range -60 to 170°C • < 5% VOC Content 	<ul style="list-style-type: none"> • Glass • Aluminium • Timber • Concrete • Masonry • Plastics • Powder coated surfaces 	1385002												
				<table border="1"> <thead> <tr> <th>COLOUR</th> <th>#</th> </tr> </thead> <tbody> <tr> <td>White</td> <td>010</td> </tr> <tr> <td>Black</td> <td>034</td> </tr> <tr> <td>Grey</td> <td>036</td> </tr> <tr> <td>Translucent</td> <td>055</td> </tr> <tr> <td>Aluminium</td> <td>0JM</td> </tr> </tbody> </table>	COLOUR	#	White	010	Black	034	Grey	036	Translucent	055	Aluminium	0JM
COLOUR	#															
White	010															
Black	034															
Grey	036															
Translucent	055															
Aluminium	0JM															
	PROSIL 41LM MATT - LOW MODULUS GLAZING SILICONE															
	100% Low Modulus, Matt Neutral Curing Silicone Adhesive - Sealant Premium One Part Moisture Curing, Calcium Carbonate filled Silicone designed for a superior adhesion and durability in a wide range of glazing, weather sealing, industrial and trade applications.															
	<i>Available in 600ml sausages</i>															
	APPLICATIONS	FEATURES	MATERIALS	ALSPEC CODE												
	<ul style="list-style-type: none"> • High Quality Glazing • Colonial Bars • Timber Windows • Shower Screens / Cladding • Solar Panel Installation • Composite Panel Caulk Joints 	<ul style="list-style-type: none"> • Excellent UV Resistance • 22 Shore A Hardness • No Slump • 5-10 minute skinning time • +/- 50% Movement capability • Temp Range -40 to 140°C 	<ul style="list-style-type: none"> • Glass • Aluminium • Timber • Concrete • Masonry • Plastics • Powder coated surfaces 	1385005												
				<table border="1"> <thead> <tr> <th>COLOUR</th> <th>#</th> </tr> </thead> <tbody> <tr> <td>Matt White</td> <td>024</td> </tr> <tr> <td>Matt Black</td> <td>0G7</td> </tr> <tr> <td>Matt Grey</td> <td>0BC</td> </tr> </tbody> </table>	COLOUR	#	Matt White	024	Matt Black	0G7	Matt Grey	0BC				
COLOUR	#															
Matt White	024															
Matt Black	0G7															
Matt Grey	0BC															
	SUPASEAL PU SEALANT															
	SupaSeal PU is a one part, moisture curing Hybrid Technology Sealant that displays excellent performance characteristics including +/- 25% Joint Movement capability. SupaSeal PU has been carefully developed to be low modulus, meaning that it is easy to extrude, is easy to tool and maintains Non-Slump characteristics, even in high temperature and high humidity climates.															
	APPLICATIONS	FEATURES	MATERIALS	ALSPEC CODE												
	<ul style="list-style-type: none"> • Construction Join Sealant • Vertical and horizontal joints • Doors, windows and facades • Interior joint sealant • Automotive and marine applications 	<ul style="list-style-type: none"> • Tested to AS1530.4 & AS4072.1 • Excellent Acoustic properties • Excellent adhesion to common construction materials • Paintable 	<ul style="list-style-type: none"> • Precast Concrete Panels • Fibre Cement Sheet • Block work & Bricks • Aluminium Profiles • Plasterboard & Blueboard • Glass 	1385020 - 036 1385022 - 034 1385021 - 010												
				Grey Black White												
	SUPASEAL FIRE PU SEALANT															
	SuperSeal Fire PU is a single component, high performance, low modulus Fire Rated Polyurethane sealant that displays excellent Acoustic properties, is 4 hour fire rated, has excellent join movement and boasts a minimum shelf life of 9 months if stored in the original sealed container.															
	APPLICATIONS	FEATURES	MATERIALS	ALSPEC CODE												
	<ul style="list-style-type: none"> • Interior & exterior joints requiring 4 hour fire rating • Vertical and horizontal expansion joints • Perimeter seals around doors, windows and facades 	<ul style="list-style-type: none"> • Tested to AS1530.4 & AS4072.1 • Excellent Acoustic properties • Excellent adhesion to common construction materials • Paintable 	<ul style="list-style-type: none"> • Precast Concrete Panels • Fibre Cement Sheet • Block work & Bricks • Aluminium Profiles • Glass 	SUPASEAL PU 1385023 - 036												
				Grey												
				SUPASEAL AC 1385024 - 036												
				Grey												

HEAD OFFICE | 3 Alspec Place Eastern Creek NSW 2766
 Phone: 02 9834 9500 | Fax: 02 9834 9532 | info@alspec.com.au

SYDNEY BRANCH
 3 Alspec Place
 Eastern Creek NSW 2766
 Phone: 02 9834 9500
 Fax: 02 9834 9555
sydney@alspec.com.au

NEWCASTLE BRANCH
 95 Griffiths Road
 Lambton NSW 2299
 Phone: 02 4952 9111
 Fax: 02 4952 9728
newcastle@alspec.com.au

PERTH BRANCH
 30 Holder Way
 Malaga WA 6090
 Phone: 08 9209 9100
 Fax: 08 9209 9199
perth@alspec.com.au

CAIRNS BRANCH
 11 Southgate Close
 Woree QLD 4868
 Phone: 07 4037 6666
 Fax: 07 4037 6699
cairns@alspec.com.au

BRISBANE BRANCH
 8-22 Jutland Street
 Loganlea QLD 4131
 Phone: 07 3089 4900
 Fax: 07 3089 4999
brisbane@alspec.com.au

ADELAIDE BRANCH
 1 Pope Court
 Beverley SA 5009
 Phone: 08 8150 6960
 Fax: 08 8150 6999
adelaide@alspec.com.au

TOWNSVILLE BRANCH
 28 Camuglia Street
 Garbutt QLD 4814
 Phone: 07 3089 4965
 Fax: 1300 131 747
townsville@alspec.com.au

MELBOURNE BRANCH
 26-40 Pound Road West
 Dandenong South VIC 3175
 Phone: 03 8787 6333
 Fax: 03 8787 6399
melbourne@alspec.com.au

DARWIN BRANCH
 25 Bishop Street
 Woolner NT 0820
 Phone: 08 8941 7300
 Fax: 08 8941 7322
darwin@alspec.com.au



Call 1300 ALSPEC
alspec.com.au