

CUSTOMER TECHNICAL MEMO # 253

Subject: New Concealed Electric Winder Solution

Date: 26th May 2016

We are very pleased to advise the release of a new Concealed Electric Winder solution for awning windows. The solution consists of two new extrusions ASW48 CONCEALED WINDOW COVER and ASW49 CONCEALED WINDER BASE and utilises the Assa Abloy Elevation Electric Winders.

The solution will work with the following Alspec framing and sash options:

Framing options:

McArthur 101.6mm Centre Pocket Framing
McArthur 150mm Centre Pocket Framing
McArthur Evo 101.6mm Centre Pocket Framing (soon to be released)
McArthur Evo 150mm Centre Pocket Framing (soon to be released)
ecoFRAMEplus 101.6mm Centre Pocket Framing
ecoFRAMEplus 150mm Centre Pocket Framing
Hunter Evo 101.6mm Single Flush Glazed Framing
Hunter Evo 150mm Single Flush Glazed Framing
Hunter Evo 101.6mm Double Flush Glazed Framing
Hunter Evo 150mm Double Flush Glazed Framing

Sash options:

ASW44 Awning/Casement Window (or 35mm Awning ...)
AS85 Awning/Casement Window (or 50mm Awning..)

The new extrusions details are as follows:

ASW49 CONCEALED WINDER BASE

ALSPEC CODE: 1604650
LENGTH: 6.5m

ASW48 CONCEALED WINDER COVER

ALSPEC CODE: 1604651
LENGTH: 6.5m

These products are currently stocked in our Melbourne Branch and can be ordered as a Buy In from any other Branch.

Hardware details are as follows:

Double Winder option

| | | |
|---------|----------------------------------------------|-----|
| 1345530 | ELEVATION SS CHAIN 300 BLACK LW-EWAC-300-BLK | x 2 |
| 1345542 | ELEVATION SWITCH MODE POWER SUPPLY 1500ma | x 1 |
| 1345533 | ELEVATION SYNC LOOM EWAC-SSL | x 1 |
| 1345536 | ELEVATION TOUCH KEYPAD 3.5" LW-TSD-35-WHT | x 1 |

Single Winder option

| | | |
|---------|----------------------------------------------|-----|
| 1345530 | ELEVATION SS CHAIN 300 BLACK LW-EWAC-300-BLK | x 1 |
| 1345542 | ELEVATION SWITCH MODE POWER SUPPLY 1500ma | x 1 |
| 1345536 | ELEVATION TOUCH KEYPAD 3.5" LW-TSD-35-WHT | x 1 |

Rain sensor addition

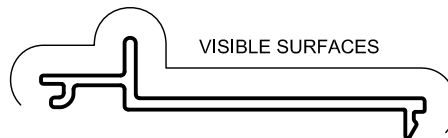
| | | |
|---------|------------------------------------|-----|
| 1345535 | ELEVATION RAINSENSOR + NA EWAC-SRS | x 1 |
|---------|------------------------------------|-----|

If you have any questions please do not hesitate to contact your local Branch or Area Manager.

Regards,

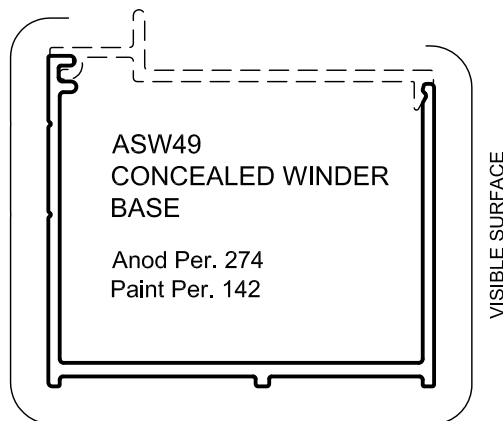
Product Development

EXTRUSIONS



ASW48
CONCEALED WINDER
COVER

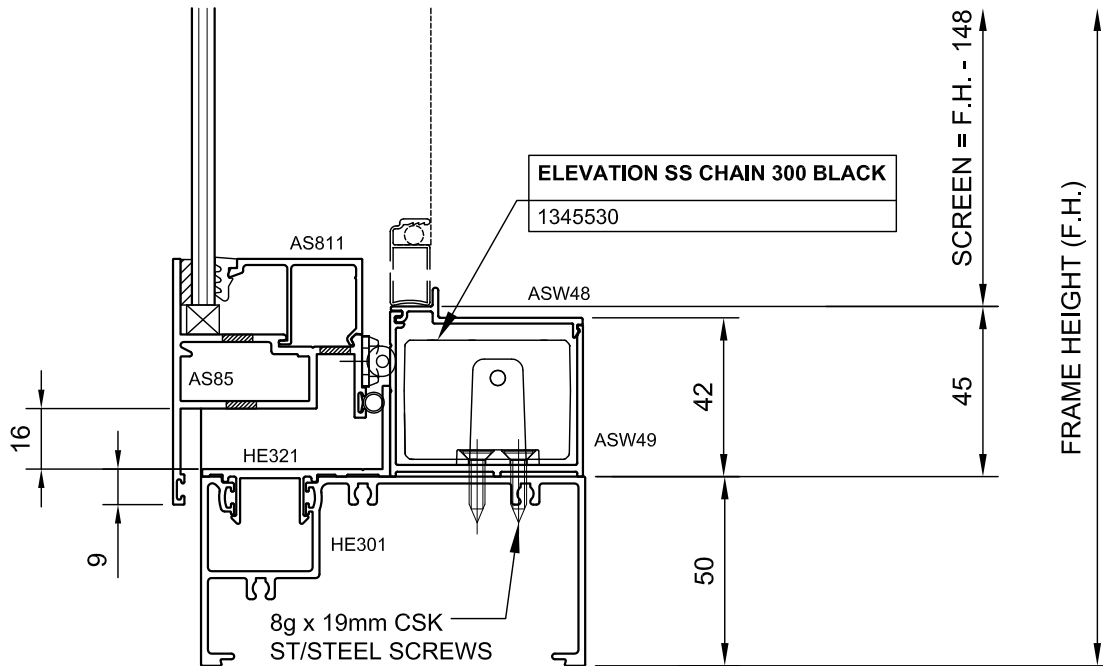
Anod Per. 133
Paint Per. 100



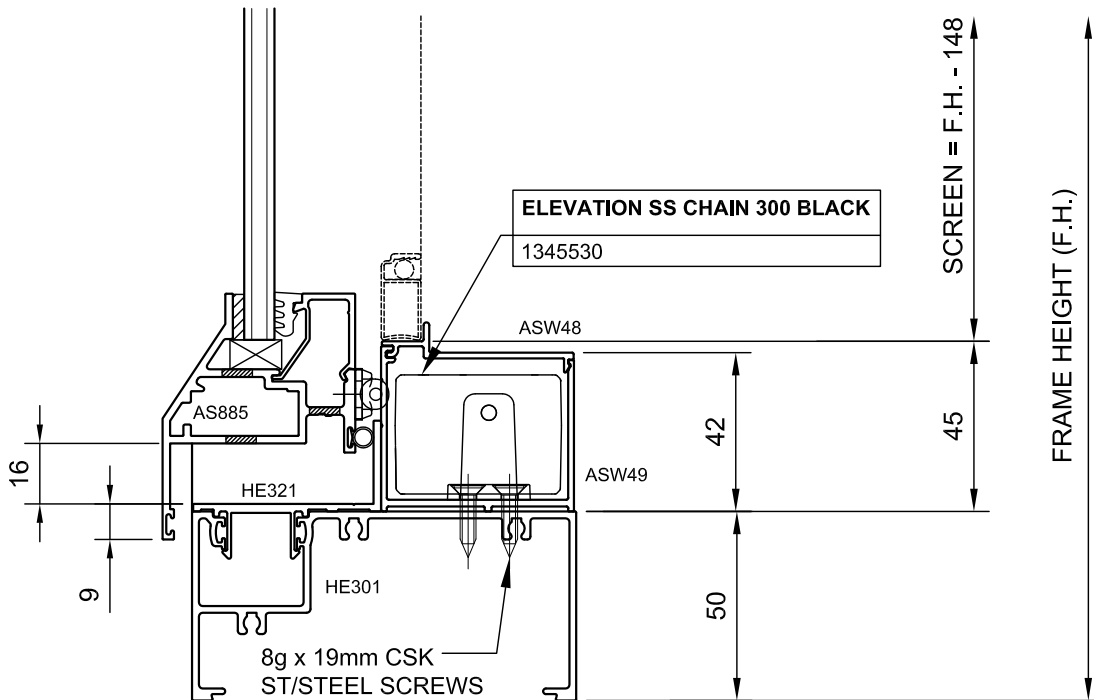
ASW49
CONCEALED WINDER
BASE

Anod Per. 274
Paint Per. 142

ASSA ELEVATION - 50mm AWNING INTO HUNTER EVO 101.6mm

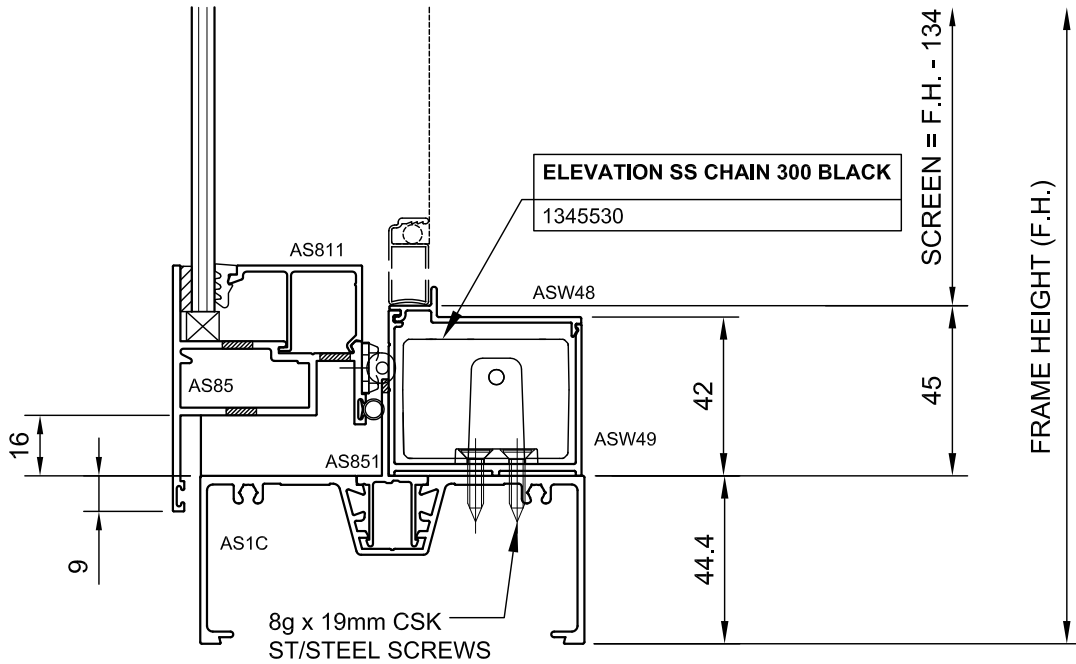


AS85 50mm AWNING SASH

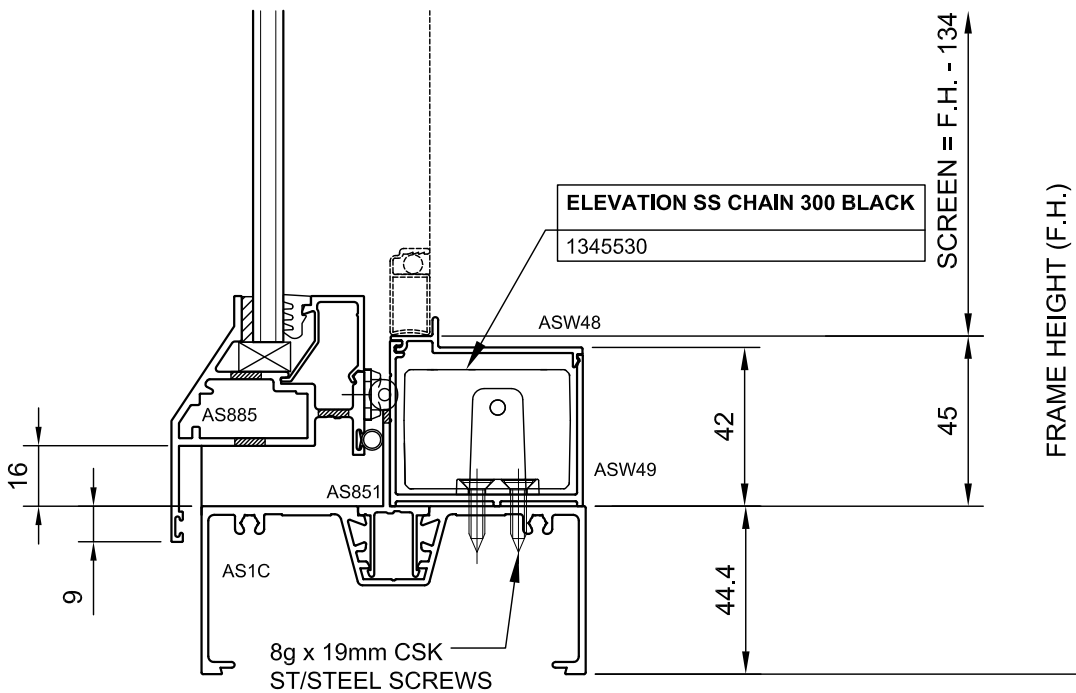


AS885 50mm BEVELED AWNING SASH

ASSA ELEVATION - 50mm AWNING INTO MCARTHUR EVO 101.6mm



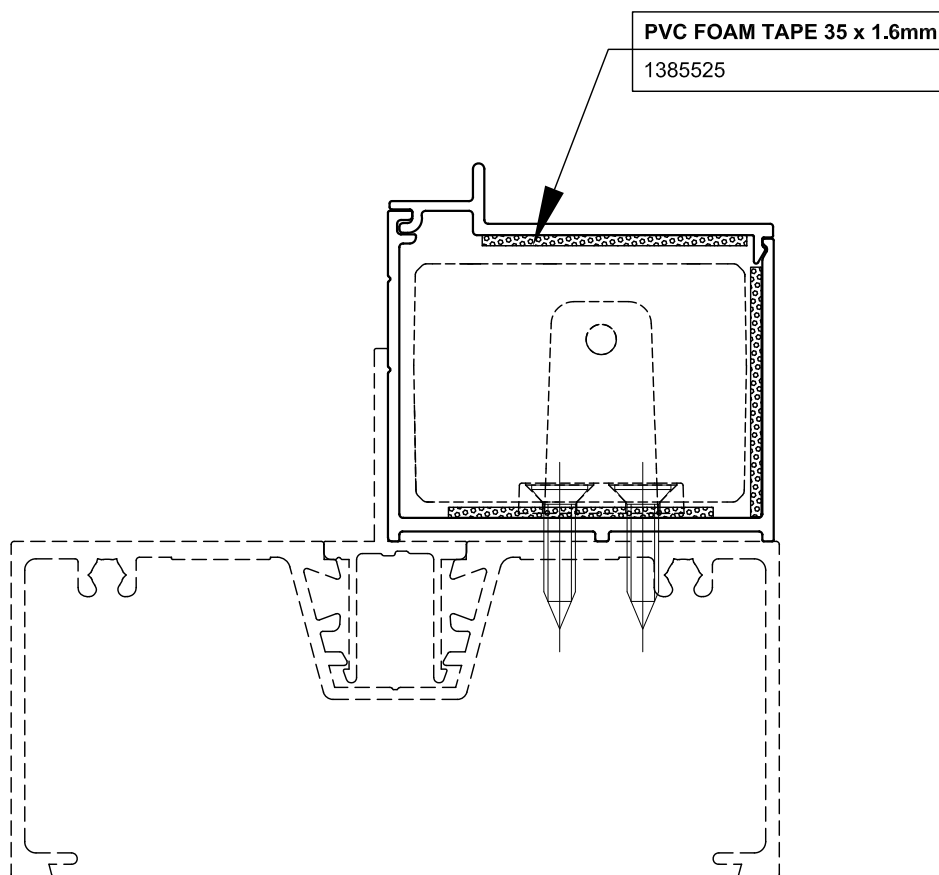
AS85 50mm AWNING SASH



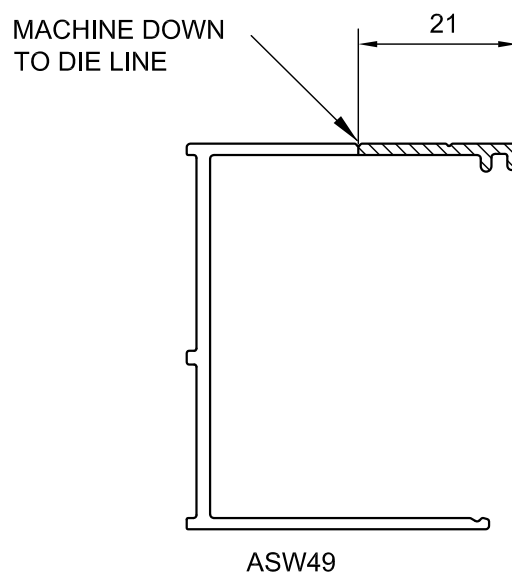
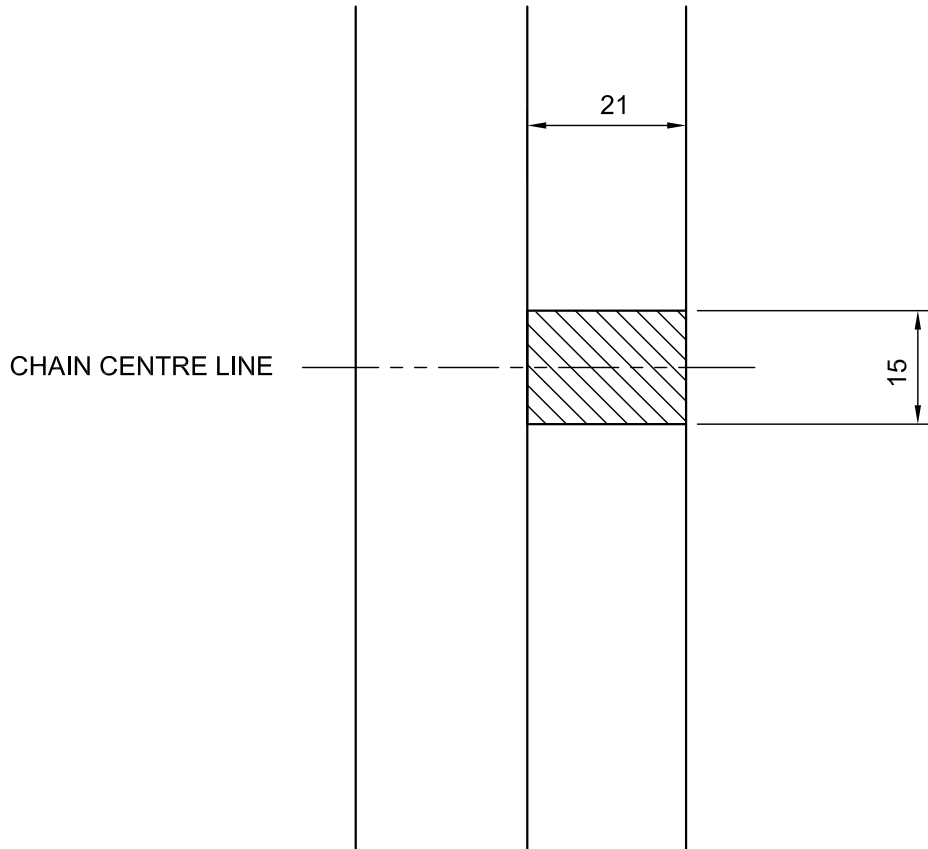
AS885 50mm BEVELED AWNING SASH

ASSA ELEVATION - ACOUSTIC SOUND DEADENING OPTION

FOR IMPROVED NOISE REDUCTION, INSTALL A LAYER OF SOUND DEADENING TAPE TO THE 3 INTERNAL FACES AS SHOWN BELOW, PRIOR TO INSTALLING THE ELEVATION WINDER.

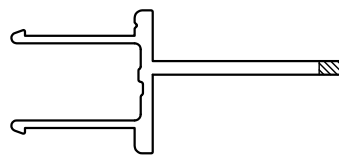
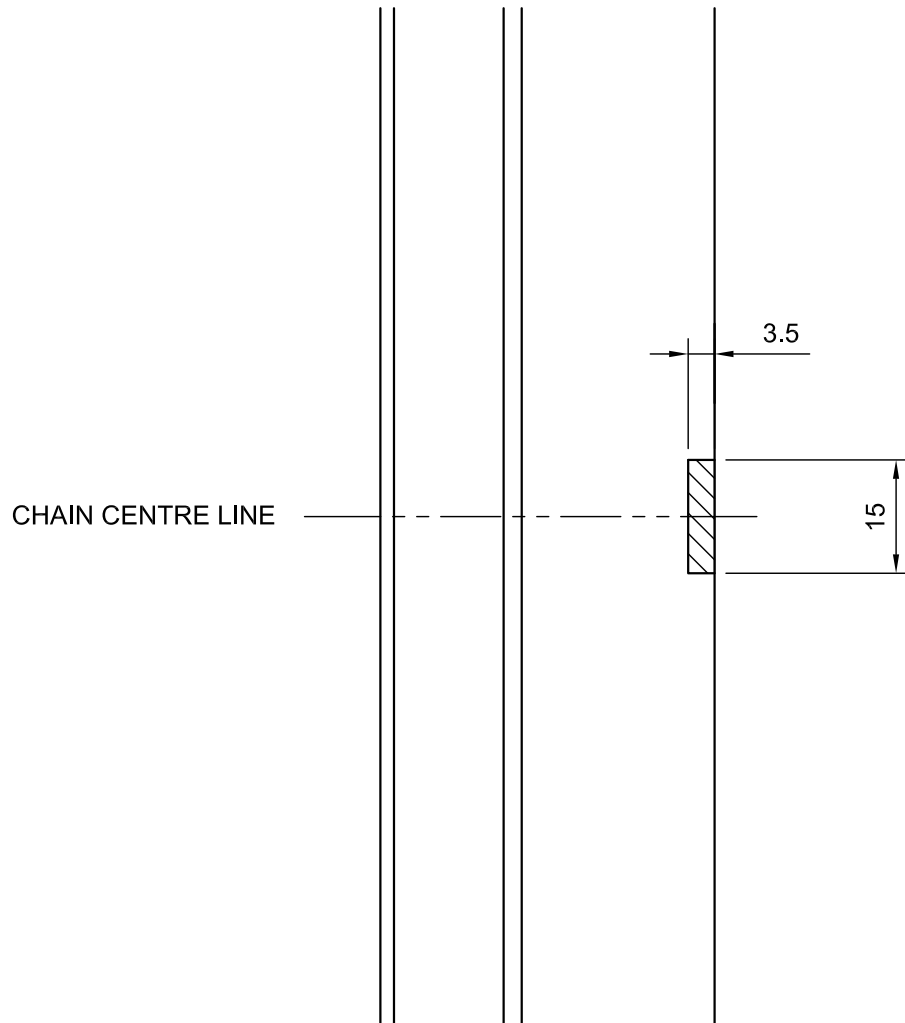


ASW49 CONCEALED WINDER BASE PREP - ASSA ELEVATION



AS851 50mm AWNING ADAPTOR PREP - ASSA ELEVATION

THE AWNING ADAPTOR MUST BE NOTCHED TO CLEAR THE PATH OF THE CHAIN



AS851