

## CUSTOMER TECHNICAL MEMO # 107

**Subject:** Altitude 90 degree corner

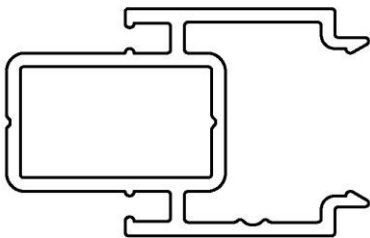
**Date:** 29/09/10

**From:** Sales & Marketing

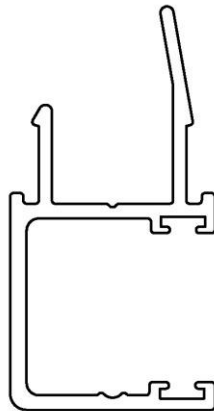
We are pleased to advise the availability of a 90 degree corner option for the Altitude Sliding Door. This works for both internal and external corners.

The relevant dies are APT49 and APT50, images below.

**APT49**



**APT50**



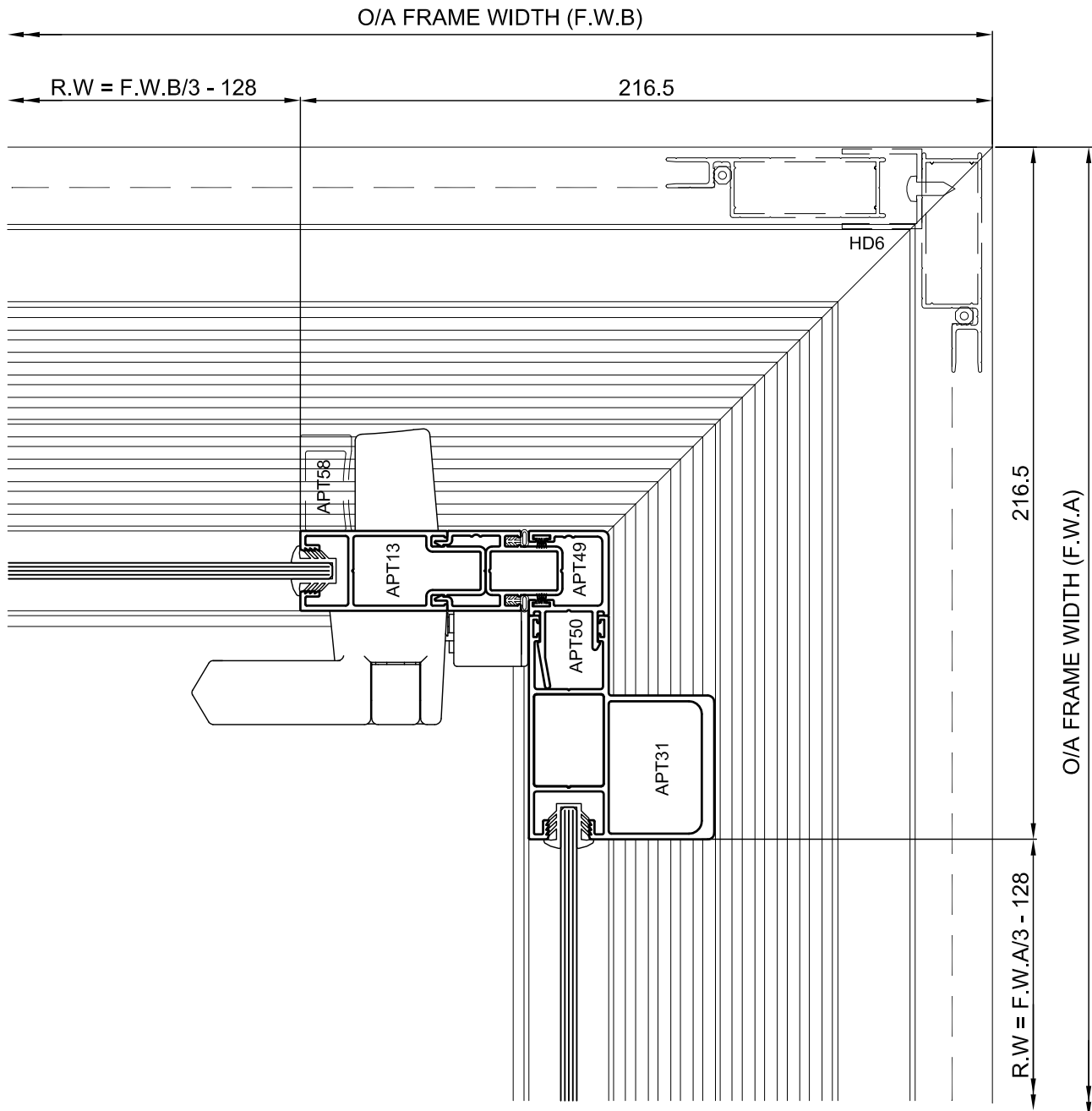
The new Tech Manual pages are attached for addition to your Tech Manual  
This configuration will be included in the next V6 update.

If you have any questions please do not hesitate to contact your Area Manager.

Kind Regards,

**Sales & Marketing**

**Horiz. OXX 90 Deg Ext. Corner**



**Horiz. OXX 90 Deg Int. Corner**

