

Partitioning Systems



ADAPTABLE GENERAL PURPOSE SUITE,
IDEAL FOR INTERNAL FRAMING.

1300 ALSPEC (1300 257 732)
alspec.com.au

alspec
ALUMINIUM SYSTEMS
SPECIALISTS

45mm Display Suite

The 45mm Display Suite is a narrowline, adaptable general purpose suite ideal for internal glazing and one of the simplest systems available for continuous glass walls, with the glass panels silicone butt joined or mullions may be utilised for extra strength. The system can be used with a range of standard door frames from 35mm to 45mm and readily complements plasterboard walls. May be used in conjunction with Alspec's range of aluminium skirting.

Opal 64/76/92mm Stud Partitioning Suite

The Opal suite has been produced in response to market demand for a more contemporary framing system which meets today's design requirements. By being skilfully engineered this system offers more strength where required whilst ensuring installers are still competitive at the contract stage.

The 64mm, 76mm and 92mm framing cleverly utilise the current McArthur 101.6mm centre pocket framing bead to eliminate the need for additional adaptors and wedges for installation of doors.

Diamond 64mm Stud Partitioning Suite

The Diamond suite is a 104.8mm economical, light weight, easy to fabricate internal framing system. The system accommodates 64mm steel stud with plasterboard and glazing options. The system can be used with a range of standard door frames from 35mm to 45mm and readily complements plasterboard walls. May be used in conjunction with Alspec's range of aluminium skirting.

Skirting Profiles

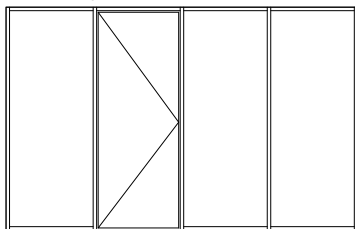
Alspec provide a comprehensive range of skirtings suitable for all its Partition Suites and commercial/industrial building fit outs including:

- 1.6mm Flat bar stick on skirting in 25, 80, 100 & 150mm.
- 3mm Flat bar stick on skirting in 25, 40, 50, 80, 100 & 150mm.
- Concealed screw fix skirtings 5mm thick in 50, 100 & 150mm. Suitable PVC corner stakes and cover tape in black and grey are available.

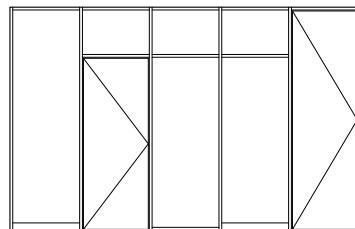
All sections are readily available from Alspec in mill, black or clear anodised finish off the shelf. For all other colours (including warranty paint) please contact your Alspec Area Manager for the relevant lead times.

Typical Configurations

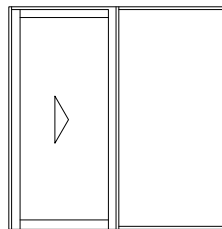
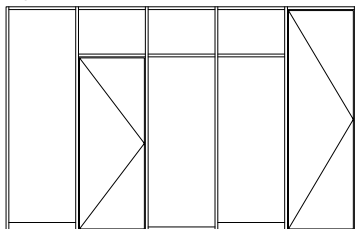
45mm Display Suite



Diamond Stud Partitioning Suite



Opal Stud Partitioning Suite



Technical Specifications

Frame Dimensions

45mm Display Suite	45 x 26.2mm
Opal 64/76/92mm	101.6 x 42mm 116.5 x 42mm 132 x 42mm
Diamond 64mm	104.8 x 25mm 105 x 50mm

Maximum Recommended Sizes or 45mm, Opal 64/76/92mm & Diamond 64mm

Height	2700mm
Width	2400mm

Glazing Details	Glass Position	Single Glazed
45mm Display Suite	Centre	4 - 10.38mm
Opal 64/76/92mm	Centre	4 - 10.38mm
Diamond 64mm	Centre/Front	4 - 10.38mm

Compatible Systems for 45mm, Opal 64/76/92mm & Diamond 64mm

Swan 45mm Commercial Door

Skirting Profiles

Compatible Systems for Skirting Profiles

45mm Display Suite

Opal Partitioning Suite

Diamond Partitioning

CAD Cross Sections



45mm Display Suite



Opal 64/76/92mm



Diamond 64mm