



VENTUS

POWERED BY ALSPEC

Ventus Louvre Galleries

Ventus Louvres create passive airflow, minimising requirements for air-conditioning or heating. The Ventus louvre galleries have been tested to exceed the requirements as stated in the NCC for both Fall Prevention and Blade Retention. Ventus louvres were designed in Australia to withstand the harshest of conditions and ideas for openings in high applications such as multi-stories and balcony enclosures.



Key Features

- 100% opening capacity for maximum ventilation
- Custom colour options available
- Plug & Play automation compatibility
- Fits seamlessly with Carinya and Alspec commercial framing systems
- Blade retention: Innovative clip design securely holds glass under sustained loads (tested to ICP005), eliminating the need for additional mechanical locking
- Compatible with Alspec screening systems
- Ergonomic handle design for ease of use
- Optional lockable mechanism for added security
- Fall prevention: Exceeds BCA requirements with restrictor cams – tested to withstand forces over 250N

Colour Options

- Black
- Silver
- White
- Monument
- Clear Anodised
- Custom

Technical Specifications

Frame Dimensions	
Option 1	125 x 32mm
Option 2	50 x 19mm
Maximum Product Performance	
152mm system achieved:	
SLS (Pa)	1200
ULS (Pa)	5900
Water (Pa)	300
102mm system achieved:	
SLS (Pa)	1200
ULS (Pa)	3000
Water (Pa)	200

Glazing Details	
Glass Position	Centre
Fixed Lites	4 - 10.38mm
Louvre Blades	6mm
Acoustic Performance	
This product has not been for Acoustic Performance.	
Thermal Performance	
Uw range	4.6 - 6.2
SHGC range	0.32 - 0.68

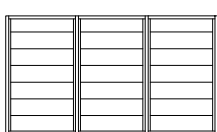
Compatible Systems	
Air-Flo Plus French Door	Swan Evo 45mm Commercial Shopfront Door
Air-Flo Plus Framing	Torrens 45mm Commercial Shopfront Door

Typical Configurations


Single Bay



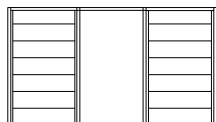
Multiple Bay




Split Bay



Fixed Lite



Hi Lite



Low Lite

