

## CUSTOMER TECHNICAL MEMO # 151

**New Extrusions – AD88 Sliding Door Jamb, AD89 Jamb Infill,  
Subject: AD1023 Bottom Track Cap, AD1024 Bottom Track Base (Swan &  
Torrens Shopfront Doors)**

**Date:** 8/10/12

**From:** Product Development

Please note the following extrusions are now available for order. Refer attached drawing for details.

**AD88 Sliding Door Jamb**

**Mass - 1.049**

**AP - 377**

**PP - 377**

**AD89 Jamb Infill**

**Mass – 0.328**

**AP - 178**

**PP - 100**

**AD1023 Bottom Track Cap**

**Mass – 0.646**

**AP - 181**

**PP - 100**

**AD1024 Bottom Track Base**

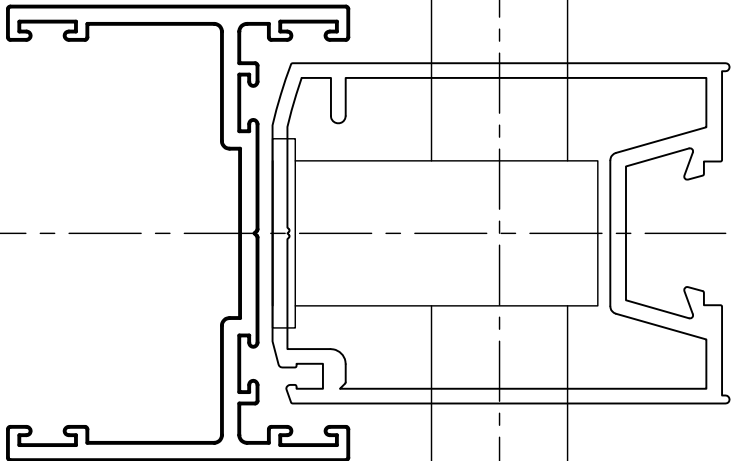
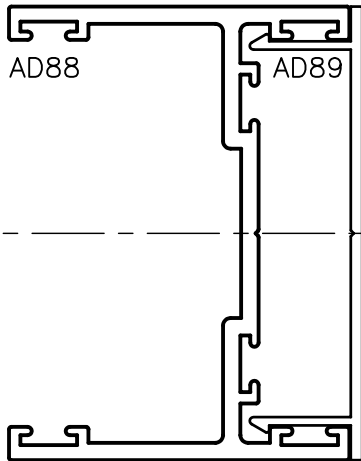
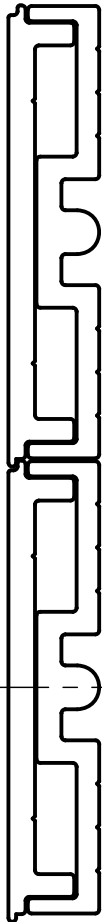
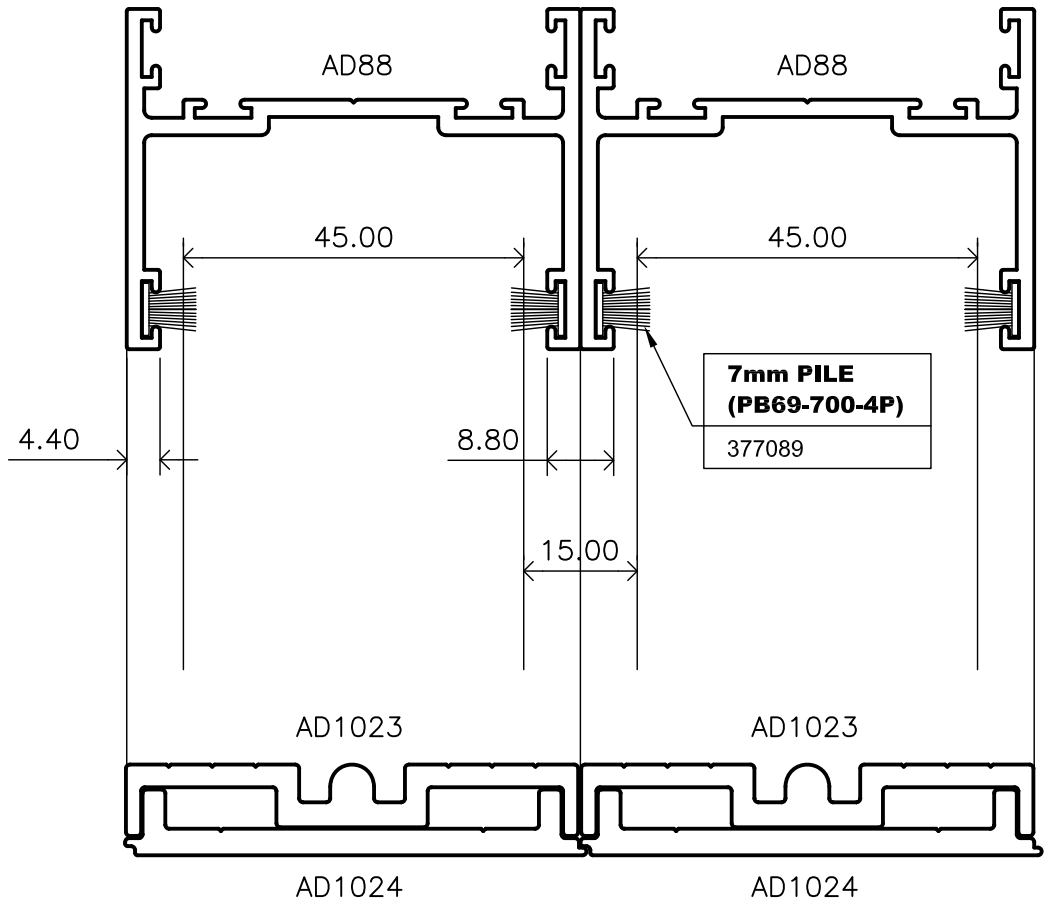
**Mass – 0.636**

**AP - 148**

**PP - 100**

Please note AD88, AD89, AD1023 & AD1024 will be added to the Swan and Torrens Shopfront Door Technical Manuals and Wall Charts as we progress with our updates. Drawings will be added to the ALSPEC website later this week.

If you have any questions please do not hesitate to contact your local ALSPEC Area Manager or Sales Office.



**COPYRIGHT**  
 The Designs, Drawings and Specifications, and the Copyright therein are the property of ALSPEC and must not be passed on to any other party, reproduced or copied wholly or in part without the permission of ALSPEC

**TOPIC**  
**AD88 Sliding Door Jamb**  
**AD89 Jamb Infill**  
**AD1023 Bottom Track Cap**  
**AD1024 Bottom Track Base**  
**TECHNICAL MEMO 151**

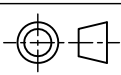
**alspec**  
 ALUMINIUM SYSTEMS SPECIALISTS  
 A.B.N 63 001 252 259  
 3 ALSPEC PLACE, EASTERN CREEK  
 N.S.W. 2766  
 PHONE: (02) 9834 9500  
 FAX: (02) 9834 9533

**DRAWN**  
 WZ

**DATE**  
 8.10.12

**CHECKED**

**SCALE**  
 1:1 @ A4



**DWG No.**  
 TM151

**REV**  
 .