

CUSTOMER TECHNICAL MEMO # 192

Subject: 50mm Air-Flo Louvre frame

Date: 21-01-2014

Good Afternoon,

Please see below for new sections added to our Air-Flo Louvre range.

AF34 50mm LOUVRE FRAME MULLION

AF35 50mm LOUVRE FRAME JAMB

AF36 50mm LOUVRE FRAME HEAD / SILL

If you have any questions please do not hesitate to contact your local Area Manager or Sales Office

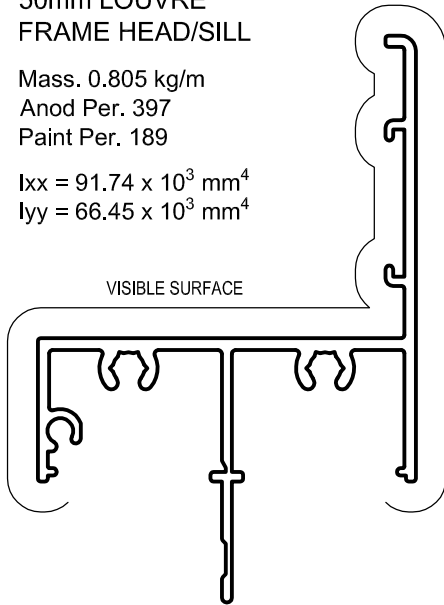
Regards,
Product Development

Extrusions

AF36
50mm LOUVRE
FRAME HEAD/SILL

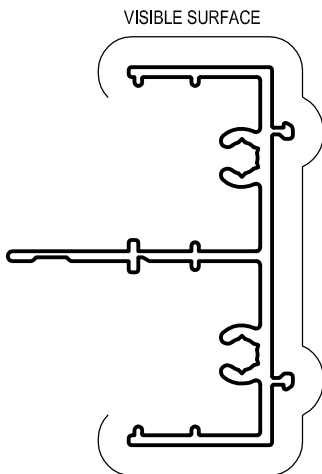

Mass. 0.805 kg/m
Anod Per. 397
Paint Per. 189

$I_{xx} = 91.74 \times 10^3 \text{ mm}^4$
 $I_{yy} = 66.45 \times 10^3 \text{ mm}^4$



AF33
LOUVRE BUILDOUT
FRAME


Mass. 0.414 kg/m
Anod Per. 206
Paint Per. 192



AF35
50mm LOUVRE
FRAME JAMB

Mass. 0.604 kg/m
Anod Per. 307
Paint Per. 105

$I_{xx} = 54.81 \times 10^3 \text{ mm}^4$
 $I_{yy} = 14.80 \times 10^3 \text{ mm}^4$

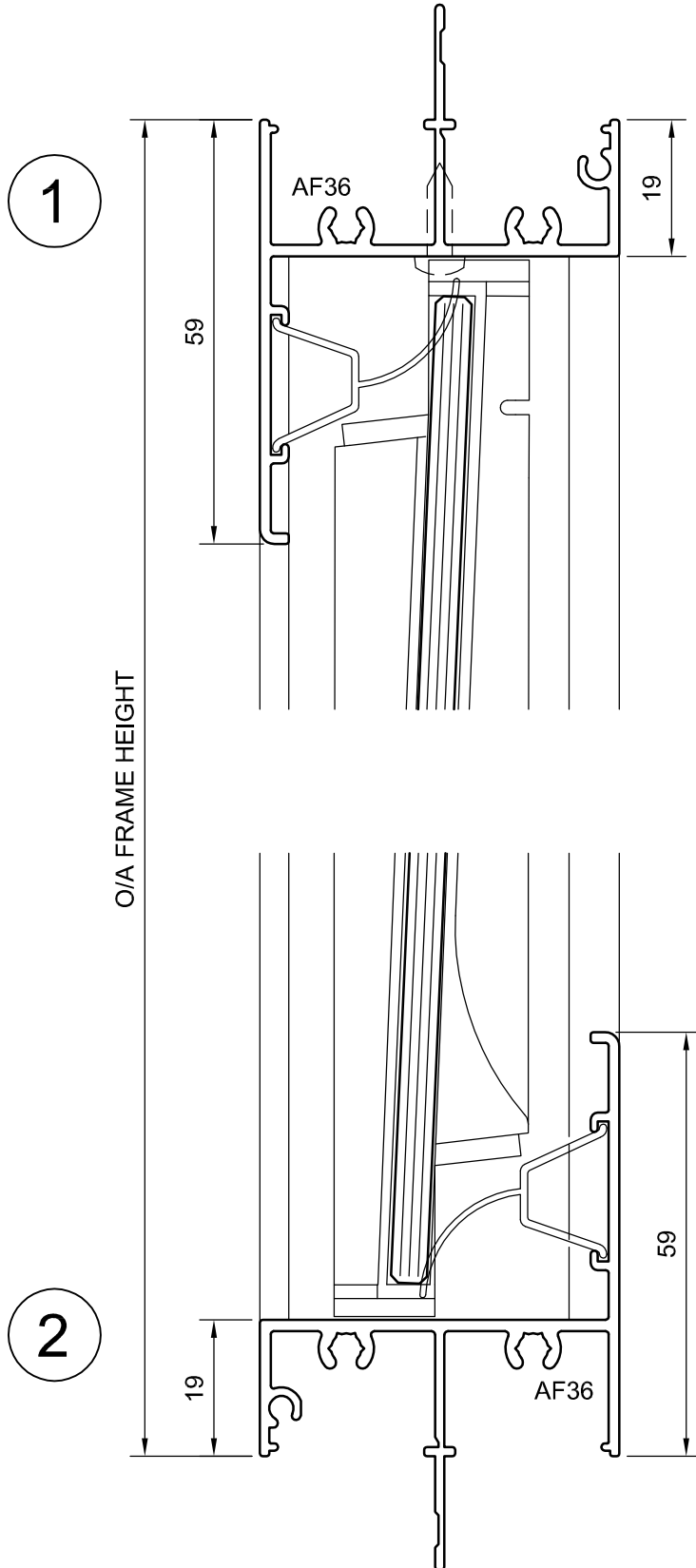


AF34
50mm LOUVRE FRAME
MULLION

Mass. 0.849 kg/m
Anod Per. 158
Paint Per. 158

$I_{xx} = 73.40 \times 10^3 \text{ mm}^4$
 $I_{yy} = 30.23 \times 10^3 \text{ mm}^4$

Head and Sill details



Jamb and Mullion details

