

## CUSTOMER TECHNICAL MEMO # 267

**Subject** HE883 Head/Transom replaces HE831 **Date:** 25<sup>th</sup> July 2016

**Author:** Product Development Team

We are confirming the details of HE883 as a replacement Head / Transom section for HE831 which happened some time ago. It is a Head section when using Hunter Evo Jambes and a Transom when Hunter Evo front glazed highlights are required.

The reason for the change was to provide an extra screw flute on the head for additional support to frame and easier fabrication. HE883 uses HE332 as the single glaze adaptor and HE330 as the double glaze adaptor.

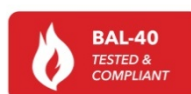
HE883 is not a mullion coupling section for Hunter Evo as the screw flutes do not align with ProGlide sections. In the case of a Hunter Evo to ProGlide jamb we recommend using HE334 or use Hunter Evo mullion with an AD750 Receiver Channel.

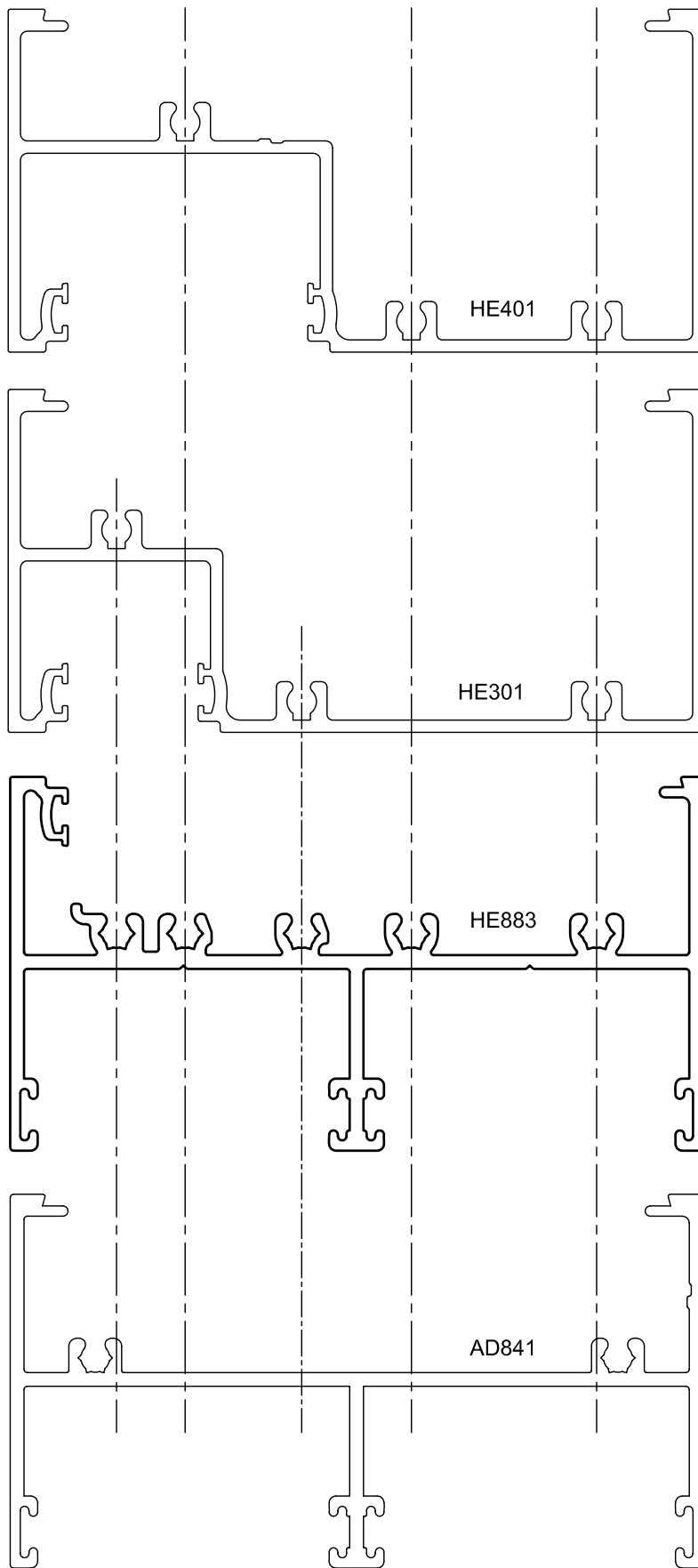
Please refer attached drawing. This has been updated in the current Hunter Evo Technical Manuals and Wall Chart as well as the ProGlide Wall Charts found in the Content Locker and on the Alspec website. The ProGlide Technical Manuals will be updated with the next release.

This section is in stock in Sydney, Brisbane and Melbourne.

Kind Regards

Product Development Team





**COPYRIGHT**  
 The Designs, Drawings and Specifications, and the Copyright therein are the property of ALSPEC and must not be passed on to any other party, reproduced or copied wholly or in part without the permission of ALSPEC

TOPIC  
**HE883 ProGlide / Hunter  
 Evo Head / Transom**

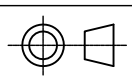
**alspec**  
 ALUMINIUM SYSTEMS  
 SPECIALISTS  
 A.B.N 63 001 252 259  
 3 ALSPEC PLACE, EASTERN CREEK  
 N.S.W. 2766  
 PHONE: (02) 9834 9500  
 FAX: (02) 9834 9533

DRAWN  
 WZ.

DATE  
 6.7.2016

CHECKED  
 .

SCALE  
 1:1 @ A4



DWG No.  
 TM # 267

REV  
 .