

CUSTOMER TECHNICAL MEMO # 307

Subject Combo Security Door Frame and Item Description Updates

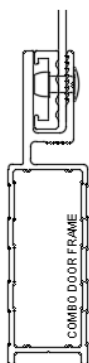
Date: October 2017

Author: Product Development Team

A new wedge and keeper profile is now available for the Security Combo Door Frame for Alu-Gard and Vision-Gard Mesh

This means that the Combo Door Frame can accommodate Alu-Gard, Vision-Gard and Alu-Grille screen options by either rivet fixing (Infill System) or PVC wedge/keeper fixing (Wedge System)

INFILL SYSTEM

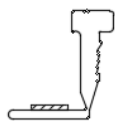
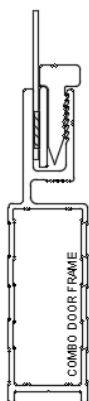


SD90
1.6mm ALU-GARD* COMBO
FRAME INFILL

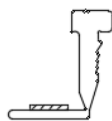


SD91
VISION-GARD COMBO
FRAME INFILL

WEDGE SYSTEM



SD501
1.6mm ALU-GARD
COMBO FRAME
WEDGE / KEEPER x3m



SD502
VISION-GARD COMBO
FRAME WEDGE /
KEEPER x3m

Tech Manual pages have been included for your reference

As our range of security systems continues to grow, we need to review and update our item names so that we have consistency across our ranges.

Some of our old item descriptions included the word wedge, for what was really better described as an infill. Now that we have PVC wedge systems this has become confusing so updates to the following items have become necessary.

Old Security Door Infill Names	New Security Door Infill Names
SD97 VISION-GARD WEDGE	SD97 VISION-GARD INFILL
SD98 ALU-GARD WEDGE FOR 1.6mm SHEET	SD98 1.6mm ALU-GARD INFILL
SD99 ALU-GARD WEDGE FOR 2mm SHEET	SD99 2mm ALU-GARD INFILL

Old Alu-Gard Edge Frame Names	New Alu-Gard Edge Frames Names
ALU1 ALUGARD EDGE DOOR FRAME	SD60 ALU-GARD EDGE DOOR FRAME
ALU9 ALUGARD 9mm WINDOW FRAME	SW61 ALU-GARD EDGE 9mm WINDOW FRAME
ALU11 ALUGARD 11mm WINDOW FRAME	SW62 ALU-GARD EDGE 11mm WINDOW FRAME

Old Alu-Gard Edge Infill Names	New Alu-Gard Edge Wedge/Keeper Names
ALUWK1 1.6mm ALUGARD WEDGE / KEEPER x 3m	SD601 1.6mm ALU-GARD EDGE WEDGE/KEEPER x 3m

Old Combo Frames Names	New Combo Frames Names
ALU7 ALUGARD EDGE COMBO DOOR FRAME	SD50 COMBO DOOR FRAME STD
ALU8 ALUGARD COMBINATION DOOR FRAME	SD51 COMBO DOOR FRAME HD
ALU8-T ALUGARD TAPED COMBINATION DOOR FRAME	SD51T COMBO DOOR FRAME HD TAPED

Old Combo Frame Infill Names	New Combo Frame Infill Names
ALU98 ALU-GARD COMBO FRAME INFILL FOR 1.6mm SHEET	SD90 1.6mm ALU-GARD COMBO FRAME INFILL
ALU96 ALU-GARD 19mm OUTLOOK INFILL	SD91 VISION-GARD COMBO FRAME INFILL

These item name changes will be as of 27/10/17.

A summary chart is included in the following pages to help when selecting systems and components and a glossary is on the next page for clarity.

GLOSSARY OF TERMS

Alu-Gard: 1.6mm thick perforated aluminium mesh

Alu-Gard Edge: A system that uses Alu-Gard mesh and a PVC wedge for retention

Alu-Grille: Alspec name for diamond grille

Combo frame: A term for a frame that will accept Alu-Gard, Vision-Gard or Alu-Grille with a wedge or rivet system

Infill: An aluminium component used in the frame recess when riveting Alu-Gard or Vision-Gard

Vision-Gard: 2.0mm thick expanded one way vision aluminium mesh

Wedge: A PVC component used to retain Alu-Gard or Vision-Gard mesh

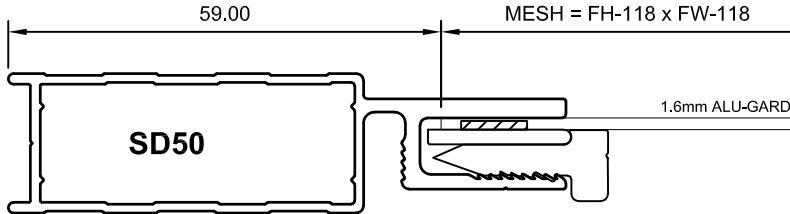
If you have any questions please do not hesitate to contact your local Alspec Branch or Area Manager

Kind Regards

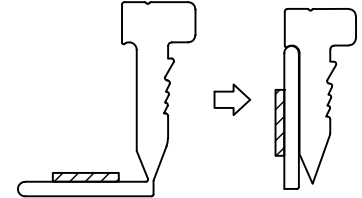
Product Development Team

ALU-GARD EDGE®

Wedge System



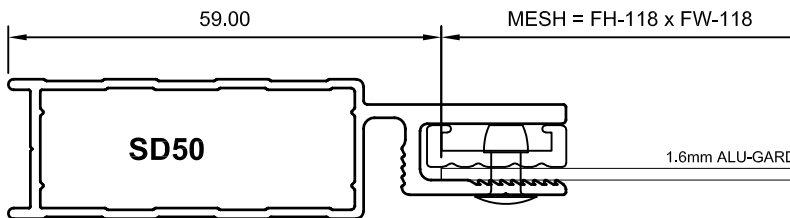
Corner: P1 STD 1311201
P2 HD 1311211
P3 NYLON 1311242



1349031
SD501 1.6mm ALU-GARD® COMBO
FRAME WEDGE / KEEPER x 3m
(both parts supplied together, must
be separated upon fabrication)

ALU-GARD®

Aluminium Infill System



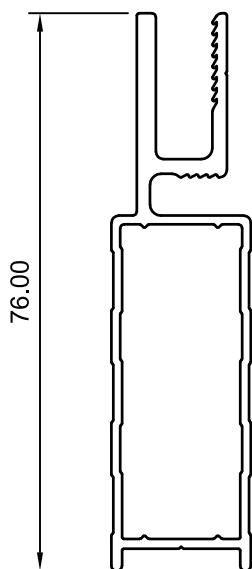
Corner: P1 STD 1311201
P2 HD 1311211
P3 NYLON 1311242



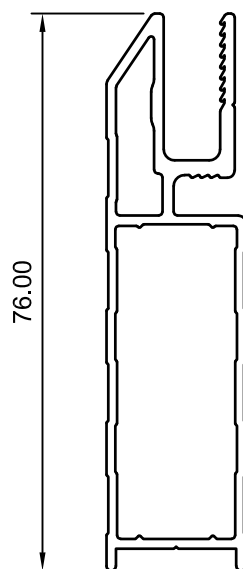
1408791
SD90 1.6mm ALU-GARD® COMBO
FRAME INFILL

Fixings: AS5-4 Stainless Steel Rivets @ 100mm max ctrs. 1380167

EXTRUSIONS



SD50
COMBO DOOR FRAME STD

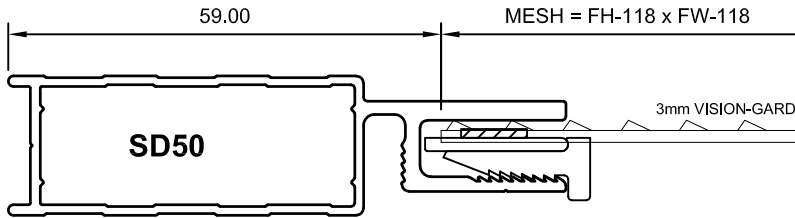


SD51
COMBO DOOR FRAME HD

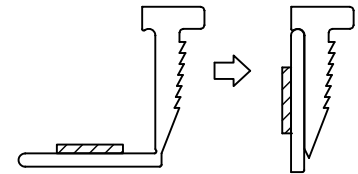
ALU-GARD® SHEET SIZES	
1408720	750mm x 2000mm
1408724	750mm x 2400mm
1408728	750mm x 3000mm
1408721	900mm x 2000mm
1408725	900mm x 2400mm
1408729	900mm x 3000mm
1408722	1200mm x 2000mm
1408726	1200mm x 2400mm
1408730	1200mm x 3000mm
1408723	1500mm x 2000mm
1408727	1500mm x 2400mm
1408731	1500mm x 3000mm

VISION-GARD®

Wedge System



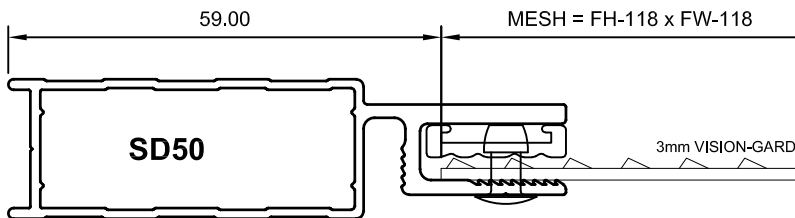
Corner: P1 STD 1311201
P2 HD 1311211
P3 NYLON 1311242



1349035
SD502 VISION-GARD® COMBO
FRAME WEDGE / KEEPER x 3m
(both parts supplied together, must
be separated upon fabrication)

VISION-GARD®

Aluminium Infill System



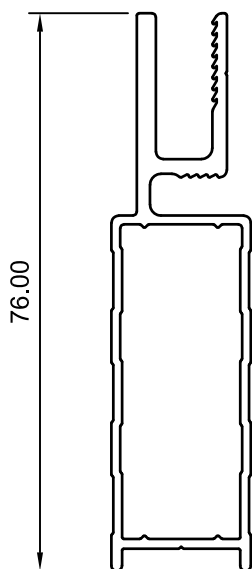
Corner: P1 STD 1311201
P2 HD 1311211
P3 NYLON 1311242



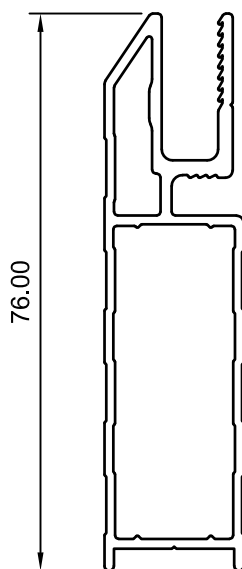
1408790
SD91 VISION-GARD® COMBO
FRAME INFILL

Fixings: AS5-4 Stainless Steel Rivets @ 100mm max ctrs. 1380167

EXTRUSIONS

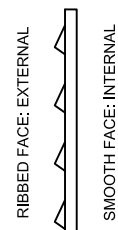



SD50
COMBO DOOR FRAME STD

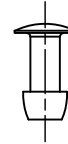
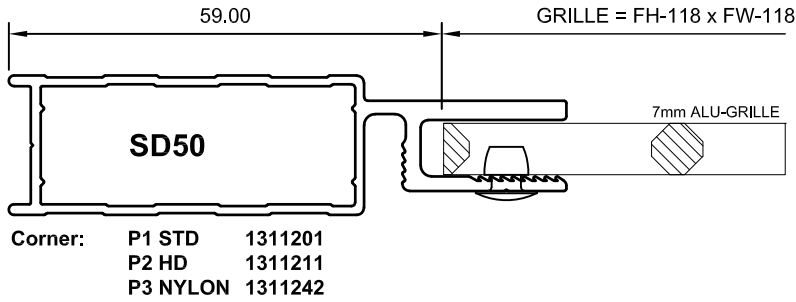


SD51
COMBO DOOR FRAME HD

VISION-GARD® SHEET SIZES	
1449030	750mm x 2000mm
1449031	750mm x 2400mm
1449032	900mm x 2000mm
1449033	900mm x 2400mm
1449034	1200mm x 2000mm
1449035	1200mm x 2400mm

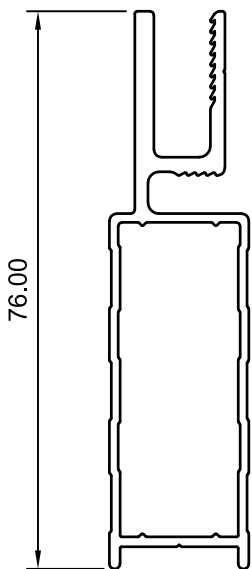


IMPORTANT
When inserting the mesh into the frame,
ensure the triangular holes are pointing
upwards with the smooth side of the mesh
facing the inside of the home

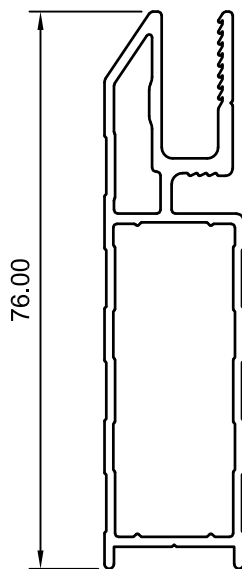


1380167
AS5-4 Stainless Steel Rivets
(refer to Security Grille Test Reports
for fixing locations)

EXTRUSIONS



SD50
COMBO DOOR FRAME STD



SD51
COMBO DOOR FRAME HD

ALU-GRILLE® SIZES	
1445004	675mm x 2050mm
1445010	750mm x 2050mm
1445011	750mm x 2450mm
1445032	750mm x 2700mm
1445210	750mm x 3125mm
1445610	750mm x 6250mm
1445015	778mm x 2000mm
1445013	778mm x 3535mm
1445612	778mm x 6000mm
1445028	930mm x 2700mm
1445029	1250mm x 2700mm

ALL SYSTEMS - SUMMARY

	SYSTEM	Alu-Gard Rivet Fixed		Alu-Gard Edge	Vision-Gard Rivet Fixed		Vision-Gard Wedge	Alu-Grille	
		Infill	Cover		Infill	Cover			Cover
SD9*	DOOR FRAME	SD98	SD95	N/A	SD97	SD95	N/A	Y	SD95
SD50	COMBO DOOR FRAME STD	SD90	N/A	SD501	SD91	N/A	SD502	Y	N/A
SD51	COMBO DOOR FRAME HD	SD90	N/A	SD501	SD91	N/A	SD502	Y	N/A
SD51T	COMBO DOOR FRAME HD TAPED	SD90	N/A	SD501	SD91	N/A	SD502	Y	N/A
SD60	ALU-GARD EDGE DOOR FRAME	N/A	N/A	SD601	N/A	N/A	N/A	N/A	N/A
SW61	ALU-GARD EDGE 9mm WINDOW FRAME	N/A	N/A	SD601	N/A	N/A	N/A	N/A	N/A
SW62	ALU-GARD EDGE 11mm WINDOW FRAME	N/A	N/A	SD601	N/A	N/A	N/A	N/A	N/A

* or similar

RIVET FIXED SYSTEMS ONLY

		Alu-Gard Infill	Vision-Gard Infill	Alu-Grille
SD9*	DOOR FRAME	SD98	SD97	Y
SD50	COMBO DOOR FRAME STD	SD90	SD91	Y
SD51	COMBO DOOR FRAME HD	SD90	SD91	Y
SD51T	COMBO DOOR FRAME HD TAPED	SD90	SD91	Y

* or similar

WEDGE FIXED SYSTEMS ONLY

		Alu-Gard Edge	Vision-Gard Wedge
SD50	COMBO DOOR FRAME STD	SD501	SD502
SD51	COMBO DOOR FRAME HD	SD501	SD502
SD51T	COMBO DOOR FRAME HD TAPED	SD501	SD502
SD60	ALU-GARD EDGE DOOR FRAME	SD601	N/A
SW61	ALU-GARD EDGE 9mm WINDOW FRAME	SD601	N/A
SW62	ALU-GARD EDGE 11mm WINDOW FRAME	SD601	N/A

GLOSSARY OF TERMS

- Alu-Gard** 1.6mm thick perforated aluminium mesh
- Alu-Gard Edge** A system that uses Alu-Gard mesh and a PVC wedge for retention
- Alu-Grille** Alspec name for diamond grille
- Combo frame** A term for a frame that will accept Alu-Gard, Vision-Gard or Alu-Grille with a wedge or rivet system
- Infill** An aluminium component used in the frame recess when riveting Alu-Gard or Vision-Gard
- Vision-Gard** 2.0mm thick expanded one way vision aluminium mesh
- Wedge** A PVC component used to retain Alu-Gard or Vision-Gard mesh

