



INDUSTRIAL CATALOGUE

alspec[®]
EVERYTHING ALUMINIUM
& HARDWARE

ALUMINIUM
TRADE CENTRE

TABLE OF CONTENT

CONTENT	PAGE
Aluminium Alloys	3
Temper Designations and Description	4
Rolled Products - Aluminium Sheet & Plate	5
5005 Grade Sheet / Clear Anodise Sheet	6
5052 Grade Sheet / 5083 Grade Sheet / Coil / Marine Sheet	7
Sign Panel - Aluminium Composite Panel	8
Treadplate / Propeller Plate / Stucco Sheet	9
Alugard Mesh / 7mm Security Grille / Small Diamond Grille	10
Pattern Sheet / Perforated Sheet	11
One-Way Vision Mesh / Expanded Mesh / Walkway Mesh / Walkway Accessories	12
Standard Geometrics	13
Flatbar	14-15
Square Bar / Round Rod	16
Equal Angle / Structural Equal Angle	17-18
Unequal Angle	19-20
Structural Unequal Angle	20
Channel	21-22
Tee Section	22
Structural Channel / I-Beam / Zed Section	23
Round Tube / Round Tube Structural	24-25
Square Hollow Sections - SQUARE CORNER	26
Square Hollow Sections - RADIUS CORNER	27
Rectangular Hollow Sections - SQUARE CORNER	28
Rectangular Hollow Sections - RADIUS CORNER	29
DuraSlat System - Non Welded Screening & Fencing	30-32
Generic Slat System	33
Routered Box / Punched Rail / Gate Extrusions	34
Spear Fencing	35
EndurAl Balustrade System	36-40
Square 50mm x 50mm Glazing	41
Balustrade Sections	42
CityScape Operable Louvre System	43-46
Solaire - Fixed Louvre & Battens	47-49
Louvre Sections	50
Louvre Blades	51-52
WideSpan - Aluminium Patio System	53-56
Coolroom	57-59
Transport	60-63
Façade System	64-65
Miscellaneous Sections	66
Aluminium Seating Profiles / Wheelchair Thresholds	67
Aluminium Stair Extrusion	68
Scaffold Planks / Signage Sections	69
Sail Tracks / Caravan Trims	70
MarineSections / Edgings and Mouldings	71

TABLE OF CONTENT


CONTENT	PAGE
Wallboard / Tiling Tees	72
Aluminium Skirting / Ticket Strip	73
Security Sections	74
Hardware	75
D&D Technologies Gate & Fence Hardware	76
Silicones, Sealants & Adhesives	77
Silicone Application Guide	78
Touch Up Paint	79
Gate & Fence Fittings	80
Welding Supplies / Glazing Wedges	81
Brackets	82
CNC Endcaps SQ / CNC Endcaps RHS	83
Plastic End Caps SQ & RHS	84
Plastic End Caps Round / Mandrel Bends	85
Joiners	86

Aluminium Alloys - properties and common uses

ALLOY	FORMS	DESCRIPTION / APPLICATION	CORROSION RESISTANCE	MACHINING	ANODISING	FORMING	WELDING
2011	<u>Extruded:</u> rod, bar.	Strong alloy: commercial/high-speed machining. Parts produced on repetition machines.	Poor	Excellent	Poor	Poor	Poor
5005	<u>Rolled:</u> plate, flat sheet, coil, circles.	General purpose: many sheetmetal applications. Weldable.	Excellent	Fair	Good	Excellent	Excellent
5052/5251	<u>Rolled:</u> plate, flat sheet, coil, circles.	Medium strength: high corrosion resistance, weldable. Marine applications.	Excellent	Fair	Fair	Excellent	Excellent
5083	<u>Rolled:</u> plate, flat sheet, coil, circles.	High strength: structural applications eg marine & transport. Weldable.	Excellent	Good	Fair	Good	Excellent
6060/6063	<u>Extruded:</u> rod, bar, solids, hollows, tube.	General purpose: heat treatable, architectural, trim and transport applications. Can be chemically brightened.	Excellent	Fair	Excellent	Excellent	Excellent
6005A	<u>Extruded:</u> rod, bar, solids, some hollows/tube.	Good strength: structural applications, complex shapes, fair to good mill surface finish.	Excellent	Good	Good	Good	Excellent
6106	<u>Extruded:</u> rod, bar, solids, hollows, tube.	Structural grade: Higher strength variation of 6060. Complex shapes, good mill surface finish.	Excellent	Fair	Excellent	Good	Excellent
6061	<u>Extruded:</u> rod, bar, solids, hollows, tube. <u>Rolled:</u> plate, flat sheet, coil, circles.	Structural grade: medium weld strength, transport and marine structural applications requiring corrosion resistance. Also used in aircraft landing mats.	Good	Good	Good	Good	Excellent
6082	<u>Extruded:</u> rod, bar, solids, hollows, tube.	Structural grade: heavy duty structures, good corrosion resistance, medium weld strength. Transport and marine applications.	Excellent	Good	Good	Good	Excellent

Aluminium Extrusion Tempering Information

TEMPER DESIGNATION	DESCRIPTION
T1	<p>Cooled from an elevated temperature shaping process and naturally aged to a substantially stable condition.</p> <p>This designation applies to products which are not cold worked after cooling from an elevated temperature shaping process, or in which the effect of cold work in flattening or straightening has no effect on mechanical properties</p>
T2	<p>Cooled from an elevated temperature shaping process, cold worked and naturally aged to a substantially stable condition.</p> <p>This designation applies to products which are cold worked to improve strength after cooling from an elevated temperature shaping process, or in which the effect of cold work in flattening or straightening does have an effect on mechanical properties.</p>
T3	<p>Solution heat-treated, cold worked and naturally aged to a substantially stable condition.</p> <p>This designation applies to products which are cold worked to improve strength after solution heat-treatment, or in which the effect of cold work in flattening or straightening does have an effect on mechanical properties.</p>
T4	<p>Solution heat-treated and naturally aged to a substantially stable condition.</p> <p>This designation applies to products which are not cold worked after solution heat-treatment, or in which the effect of cold work in flattening or straightening does not effect mechanical properties.</p>
T5	<p>Cooled from an elevated temperature shaping process and then artificially aged.</p> <p>This designation applies to products which are not cold worked after cooling from an elevated temperature shaping process, or in which the effect of cold work in flattening or straightening does not effect mechanical properties.</p>
T6	<p>Solution heat-treated and then artificially aged.</p> <p>This designation applies to products which are not cold worked after solution heat-treatment, or in which the effect of cold work in flattening or straightening does not effect mechanical properties.</p>



ALUMINIUM SHEET & PLATE

alspec[®]
EVERYTHING ALUMINIUM
& HARDWARE

ALUMINIUM
TRADE CENTRE

SHEET 5005-H34

CODE	DESCRIPTION	TH	W (mm)	L (mm)	FINISH	KG / SHEET
1200040	FLAT SHEET	0.6	1200	2400	MILL FINISH	4.66
1200060	FLAT SHEET	0.8	1200	2400	MILL FINISH	6.22
1200100	FLAT SHEET	1.0	1200	2400	MILL FINISH	7.77
1200150	FLAT SHEET	1.2	1200	2400	50um PE COATING	9.33
1200154	FLAT SHEET	1.2	1200	3000	MILL FINISH	11.66
1200163	FLAT SHEET	1.2	1500	3000	MILL FINISH	14.60
1200210	FLAT SHEET	1.6	1200	2400	50um PE COATING	12.44
1200220	FLAT SHEET	1.6	1200	3000	MILL FINISH	15.55
1200230	FLAT SHEET	1.6	1200	3600	50um PE COATING	18.66
1200236	FLAT SHEET	1.6	1500	3000	MILL FINISH	19.44
1200250	FLAT SHEET	2.0	1200	2400	50um PE COATING	15.55
1200260	FLAT SHEET	2.0	1200	3000	50um PE COATING	19.44
1200270	FLAT SHEET	2.0	1200	3600	50um PE COATING	23.32
1200274	FLAT SHEET	2.0	1500	3000	MILL FINISH	24.30
1200273	FLAT SHEET	2.0	1500	3600	MILL FINISH	29.16
1200290	FLAT SHEET	2.5	1200	2400	50um PE COATING	19.44
1242271	FLAT SHEET	2.5	1200	3000	MILL FINISH	24.30
1242286	FLAT SHEET	2.5	1500	3000	LASER CUT PE FILM	30.43
1200320	FLAT SHEET	3.0	1200	2400	50um PE COATING	23.32
1200330	FLAT SHEET	3.0	1200	3000	50um PE COATING	29.16
1200340	FLAT SHEET	3.0	1200	3600	50um PE COATING	34.99
1200344	FLAT SHEET	3.0	1500	2400	50um PE COATING	29.16
1200308	FLAT SHEET	3.0	1500	3000	50um PE COATING	36.59
1200348	FLAT SHEET	3.0	1500	3600	MILL FINISH	43.74
1200365	FLAT SHEET	4.0	1200	2400	50um PE COATING	31.10
1200367	FLAT SHEET	4.0	1200	3600	MILL FINISH	46.65
1200360	FLAT SHEET	4.0	1500	3000	50um PE COATING	48.59
1200370	FLAT SHEET	5.0	1200	2400	50um PE COATING	38.88
1200373	FLAT SHEET	5.0	1500	3000	50um PE COATING	60.75
1200385	FLAT SHEET	6.0	1200	2400	MILL /50um PE	46.65
1200380	FLAT SHEET	6.0	1500	3000	MILL FINISH	73.11

CLEAR ANODISED SHEET 5005-H34

CODE	DESCRIPTION	TH	W (mm)	L (mm)	FINISH	KG / SHEET
1200152	SHEET PVC 1-SIDE	1.2	1200	2400	CLEAR ANODISE	9.33
1200154	SHEET PVC 1-SIDE	1.2	1200	3000	CLEAR ANODISE	11.66
1200224	SHEET PVC 1-SIDE	1.6	1200	2400	CLEAR ANODISE	12.44
1200222	SHEET PVC 1-SIDE	1.6	1200	3000	CLEAR ANODISE	15.55
1200320	SHEET PVC 1-SIDE	3.0	1200	2400	CLEAR ANODISE	23.32

ITEM MARKED * ARE BUY IN, PLEASE ENQUIRE FOR LEAD TIME

SHEET 5052-H32

CODE	DESCRIPTION	TH	W (mm)	L (mm)	FINISH	KG / SHEET
1242164	FLAT SHEET	1.6	1200	2400	MILL FINISH	12.39
1242207	FLAT SHEET	2.0	1200	2400	MILL FINISH	15.61
1242260	FLAT SHEET	2.5	1200	2400	50um PE COATING	19.36
1242261	FLAT SHEET	2.5	1500	3000	80um PE COATING	30.26
1242280	FLAT SHEET	3.0	1200	2400	50um PE COATING	23.24
1242325	FLAT SHEET	3.0	1500	3000	50um PE COATING	36.50
1242332	FLAT SHEET	4.0	1200	2400	80um PE COATING	30.87

COIL 5052-H32

CODE	DESCRIPTION	TH	W (mm)	FINISH
1214490	COIL	1.6	1200	MILL FINISH
1214491	COIL	2.0	1200	MILL FINISH
1214492	COIL	3.0	1200	MILL FINISH

PLATE 5083-H321

CODE	DESCRIPTION	TH	W (mm)	L (mm)	FINISH	KG / SHEET
1213310	FLAT PLATE	3.0	1200	2400	MILL FINISH	22.98
1213405	FLAT PLATE	4.0	1200	2400	MILL FINISH	30.64
1213505	FLAT PLATE	5.0	1200	2400	MILL FINISH	38.30
1254065	FLAT PLATE	6.0	1200	2400	MILL FINISH	45.96
1254085	FLAT PLATE	8.0	1200	2400	MILL FINISH	61.28
1254105	FLAT PLATE	10.0	1200	2400	MILL FINISH	76.60
1254106	FLAT PLATE	12.0	1200	2400	MILL FINISH	91.93
1254092	FLAT PLATE	16.0	1200	2400	MILL FINISH	122.573

MARINE SHEET

CODE	DESCRIPTION	TH	W (mm)	L (mm)	FINISH	KG / SHEET
1242315	FLAT SHEET 5052	3.0	1200	6000	MILL FINISH	58.10
1200364	FLAT SHEET 5052	4.0	1200	6100	MILL FINISH	79.35
1200368	FLAT PLATE 5083 DNV	4.0	1200	6100	MILL FINISH	77.90

ITEM MARKED * * ARE BUY IN, PLEASE ENQUIRE FOR LEAD TIME

SIGNPANEL - ACM COMPOSITE PANEL

CODE	SHEET SIZE	SKIN THICKNESS	FRONT	BACK
1778955 - 0LW	3.0mm 1220 x 2440	0.18	GLOSS WHITE	PRIMER
1778955 - 0YA	3.0mm 1220 x 2440	0.21	GLOSS WHITE	MATT WHITE
1778955 - 0IS	3.0mm 1220 x 2440	0.21	GLOSS BLACK	GLOSS WHITE
1778955 - 1D9	3.0mm 1220 x 2440	0.21	GLOSS BLACK	SATIN BLACK
1778956 - 0YA	3.0mm 1220 x 3660	0.21	GLOSS WHITE	SATIN WHITE
1778958 - 0YA	3.0mm 1500 x 3050	0.21	GLOSS WHITE	MATTE WHITE
1778958 - 0IS	3.0mm 1500 x 3050	0.21	GLOSS BLACK	GLOSS WHITE
1778958 - 1D7	3.0mm 1500 x 3050	0.21	SILVER MATT	GLOSS WHITE

* COMPOSITE PANEL IS NOT AVAILABLE IN CUT TO SIZE PART SHEETS. WE CAN CUT SHEETS TO SIZE UPON REQUEST.

* OTHER FINISHES AND SIZES ARE AVAILABLE. PLEASE CONTACT OUR OFFICE FOR MORE DETAILS

TREADPLATE - 5 BAR




CODE	DESCRIPTION	TH	W (mm)	L (mm)	FINISH	KG / SHEET
1220140	5052 / 5-BAR	1.6	1200	2400	MILL FINISH	14.40
1220140 - 0D6	5052 / 5-BAR	1.6	1200	2400	BLACK 1 SIDE	14.40
1220320	5052 / 5-BAR	2.0	1200	2400	MILL FINISH	17.85
1220338	5052 / 5-BAR	2.0	1500	3000	MILL FINISH	27.89
1220330	5052 / 5-BAR	2.5	1200	2400	MILL FINISH	22.17
1220331	5052 / 5-BAR	2.5	1500	3000	MILL FINISH	34.64
1220420	5052 / 5-BAR	3.0	1200	2400	MILL FINISH	25.34
1220174	5052 / 5-BAR	3.0	1830	2450	MILL FINISH	39.27
1220485	5052 / 5-BAR	3.0	1500	3000	MILL FINISH	41.41
1220510	5052 / 5-BAR	4.0	1200	2400	MILL FINISH	35.70
1220620	5052 / 5-BAR	5.0	1200	2400	MILL FINISH	42.62
1220640	5052 / 5-BAR	5.0	1200	3600	MILL FINISH	63.93
1220750	5052 / 5-BAR	6.0	1200	2400	MILL FINISH	49.82
1220768	5052 / 5-BAR	6.0	1500	3000	MILL FINISH	77.84

PROPELLOR PLATE - SINGLE BAR



CODE	DESCRIPTION	TH	W (mm)	L (mm)	FINISH	KG / SHEET
1220907	3003-H22 SINGLE BAR	1.6	1200	2400	BRIGHT	14.85
1220902	3003-H22 SINGLE BAR	2.0	1219	2438	BRIGHT	18.60
1220905	3003-H22 SINGLE BAR	3.0	1219	2438	BRIGHT	26.20
1220910	3003-H22 SINGLE BAR	4.8	1219	2438	BRIGHT	45.02

STUCCO



CODE	DESCRIPTION	TH	W (mm)	L (mm)	FINISH	KG / SHEET
1216310	STUCCO	0.6	1200	2400	MILL FINISH	4.85

ITEM MARKED * * ARE BUY IN, PLEASE ENQUIRE FOR LEAD TIME


1.6mm ALUGARD MESH (2mm HOLE)



CODE	DESCRIPTION	TH	W (mm)	L (mm)
1408742	ALUGARD MESH	2.0	1200	2000
1408746	ALUGARD MESH	2.0	1200	2400
1408743	ALUGARD MESH	2.0	1500	2000
1408747	ALUGARD MESH	2.0	1500	2400
1408751	ALUGARD MESH	2.0	1500	3000
1408740	ALUGARD MESH	2.0	750	2000
1408744	ALUGARD MESH	2.0	750	2400
1408741	ALUGARD MESH	2.0	900	2000
1408745	ALUGARD MESH	2.0	900	2400
1408749	ALUGARD MESH	2.0	900	3000

* OTHER SIZES ARE AVAILABLE.


7mm SECURITY GRILLE



CODE	DESCRIPTION	W (mm)	L (mm)	KG / SHEET
1445015	7mm SECURITY GRILLE	778	2010	4.201
1445012	7mm SECURITY GRILLE	778	2410	5.03
1445612	7mm SECURITY GRILLE	778	6160	12.938
1445016	7mm SECURITY GRILLE	945	2010	5.127
1445027	7mm SECURITY GRILLE	945	2410	6.148
1445622	7mm SECURITY GRILLE	945	6190	15.795
1445030	7mm SECURITY GRILLE	1250	2060	6.953
1445031	7mm SECURITY GRILLE	1250	2460	8.303
1445630	7mm SECURITY GRILLE	1250	6150	20.758

* OTHER FINISHES / COLOURS ARE AVAILABLE.


SMALL DIAMOND GRILLE



CODE	DESCRIPTION	W (mm)	L (mm)	KG / SHEET
1443310	SMALL DIAMOND GRILLE	1160	2400	8.10


* OTHER FINISHES / COLOURS ARE AVAILABLE.

PATTERNED SHEET



CODE	DESCRIPTION	TH	W (mm)	L (mm)	FINISH	KG / SHEET
1200155	SHEET 5-WL	0.8	1200	2400	MILL FINISH	4.66
1200153	SHEET 6-WL	1.2	1200	2400	MILL FINISH	4.66
1242223	SHEET 6-WL	2.0	1200	2400	MILL FINISH	4.66

PERFORATED SHEET

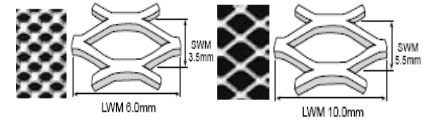


CODE	DESCRIPTION	TH	W (mm)	L (mm)	OPEN AREA	FINISH
1216386	PERFORATED 4.8mm HOLE	1.2	1200	2400	51%	MILL FINISH
1216399	PERFORATED 4.8mm HOLE	1.6	1200	2400	51%	MILL FINISH
1216389	PERFORATED 4.8mm HOLE	2.0	1200	2400	51%	MILL FINISH
1216382	PERFORATED 6mm/10mm HOLE	2.0	1200	2400		MILL FINISH
1216394	PERFORATED 4.8mm HOLE	3.0	1200	2400	51%	MILL FINISH
1216395	PERFORATED 9.5mm HOLE	3.0	1200	2400	40%	MILL FINISH

* PERFORATED SHEETS ARE AVAILABLE IN CUSTOM SIZES AND DIFFERENT PATTERN OPTIONS
ITEM MARKED * * ARE BUY IN, PLEASE ENQUIRE FOR LEAD TIME




EXPANDED MESH



CODE	DESCRIPTION	FINISH	TH	W (mm)	L (mm)
1449102	EXPANDED MESH 10 x 5.5	MILL FINISH		1200	1200
1449060	EXPANDED MESH 12 x 20	MILL FINISH		1200	2400

WALKWAY MESH



CODE	DESCRIPTION	FINISH	TH	W (mm)	L (mm)
1449054	13mm WALKWAY MESH	MILL FINISH	13.0	600	6000
1449048	22mm WALKWAY MESH	MILL FINISH	22.0	600	6000
1449056	30mm WALKWAY MESH	MILL FINISH	30.0	500	6000
1449049	40mm WALKWAY MESH	MILL FINISH	40.0	500	6000

WALKWAY ACCESSORIES

CODE	DESCRIPTION
1331316	RETAINING DISC (50mm DIAMETER) - PACKS OF 100

**Note: OTHER ACCESSORIES AVAILABLE. PLEASE PHONE TO CONFIRM AVAILABILITY
ITEM MARKED * * ARE BUY IN, PLEASE ENQUIRE FOR LEAD TIME**





STANDARD GEOMETRICS

alspec[®]
EVERYTHING ALUMINIUM
& HARDWARE

ALUMINIUM
TRADE CENTRE

FLAT BAR



CODE	DESCRIPTION	TH	W (mm)	L (mm)	FINISH	KG / MTR
1020020	FLAT BAR	1.6	12	4000	MILL FINISH	0.050
1020060	FLAT BAR	1.6	20	4000	MILL FINISH	0.090
1020060 - 002	FLAT BAR	1.6	20	4000	CLEAR ANODISE	0.090
1020090	FLAT BAR	1.6	25	4000	MILL FINISH	0.110
1020090 - 002	FLAT BAR	1.6	25	4000	CLEAR ANODISE	0.110
1020156	FLAT BAR	1.6	80	3600	MILL FINISH	0.347
1020209	FLAT BAR	1.5	100	3600	MILL FINISH	0.434
1020209 - 002	FLAT BAR	1.5	100	3600	CLEAR ANODISE	0.434
1020250	FLAT BAR	1.5	150	3600	MILL FINISH	0.608
1020250 - 002	FLAT BAR	1.5	150	3600	CLEAR ANODISE	0.608
1020010	FLAT BAR	3.0	10	4000	MILL FINISH	0.081
1020019 - 002	FLAT BAR	3.0	10	4000	CLEAR ANODISE	0.081
1020030	FLAT BAR	3.0	12	4000	MILL FINISH	0.100
1020030 - 002	FLAT BAR	3.0	12	4000	CLEAR ANODISE	0.100
1020040	FLAT BAR	3.0	16	4000	MILL FINISH	0.130
1020040 - 002	FLAT BAR	3.0	16	4000	CLEAR ANODISE	0.130
1020070	FLAT BAR	3.0	20	4000	MILL FINISH	0.160
1020070 - 002	FLAT BAR	3.0	20	4000	CLEAR ANODISE	0.160
1020100	FLAT BAR	3.0	25	4000	MILL FINISH	0.200
1020100 - 002	FLAT BAR	3.0	25	4000	CLEAR ANODISE	0.200
1020120	FLAT BAR	3.0	32	4000	MILL FINISH	0.260
1020120 - 002	FLAT BAR	3.0	32	4000	CLEAR ANODISE	0.260
1020140	FLAT BAR	3.0	40	4000	MILL FINISH	0.330
1020140 - 002	FLAT BAR	3.0	40	4000	CLEAR ANODISE	0.330
1020157	FLAT BAR	3.0	45	4000	MILL FINISH	0.365
1020170	FLAT BAR	3.0	50	4000	MILL FINISH	0.410
1020170 - 002	FLAT BAR	3.0	50	4000	CLEAR ANODISE	0.410
1020180	FLAT BAR	3.0	60	4000	MILL FINISH	0.490
1020200	FLAT BAR	3.0	80	4000	MILL FINISH	0.650
1020200 - 002	FLAT BAR	3.0	80	4000	CLEAR ANODISE	0.650
1020210	FLAT BAR	3.0	100	4000	MILL FINISH	0.810
1020210 - 002	FLAT BAR	3.0	100	4000	CLEAR ANODISE	0.810
1022110	FLAT BAR	4.0	20	4000	MILL FINISH	0.220
1022120	FLAT BAR	4.0	25	4000	MILL FINISH	0.270
1022130	FLAT BAR	4.0	40	4000	MILL FINISH	0.430
1020171	FLAT BAR	4.0	50	4000	MILL FINISH	0.540
1020153	FLAT BAR	4.0	80	4000	MILL FINISH	0.870
1022170	FLAT BAR	4.0	100	4000	MILL FINISH	1.080
1022180	FLAT BAR	6.0	12	4000	MILL FINISH	0.200
1022190	FLAT BAR	6.0	20	4000	MILL FINISH	0.330


FLAT BAR



CODE	DESCRIPTION	TH	W (mm)	L (mm)	FINISH	KG / MTR
1022200	FLAT BAR	6.0	25	4000	MILL FINISH	0.410
1022210	FLAT BAR	6.0	32	4000	MILL FINISH	0.520
1022230	FLAT BAR	6.0	40	4000	MILL FINISH	0.650
1022240	FLAT BAR	6.0	50	4000	MILL FINISH	0.810
1022245	FLAT BAR	6.0	60	4000	MILL FINISH	0.970
1022250	FLAT BAR	6.0	80	4000	MILL FINISH	1.300
1022260	FLAT BAR	6.0	100	4000	MILL FINISH	1.630
1020226	FLAT BAR	6.0	125	4000	MILL FINISH	2.040
1022280	FLAT BAR	6.0	160	4000	MILL FINISH	2.600
1022295	FLAT BAR	10.0	20	4000	MILL FINISH	0.550
1022300	FLAT BAR	10.0	25	4000	MILL FINISH	0.680
1022310	FLAT BAR	10.0	32	4000	MILL FINISH	0.870
1022320	FLAT BAR	10.0	40	4000	MILL FINISH	1.080
1022325	FLAT BAR	10.0	50	4000	MILL FINISH	1.350
1022329	FLAT BAR	10.0	60	4000	MILL FINISH	1.620
1022327	FLAT BAR	10.0	80	4000	MILL FINISH	2.170
1022330	FLAT BAR	10.0	100	4000	MILL FINISH	2.710
1020150	FLAT BAR	10.0	120	4000	MILL FINISH	3.240
1022340	FLAT BAR	10.0	160	4000	MILL FINISH	4.330
1022346	FLAT BAR	10.0	200	4000	MILL FINISH	5.420
1022350	FLAT BAR	12.0	20	4000	MILL FINISH	0.650
1022360	FLAT BAR	12.0	25	4000	MILL FINISH	0.810
1022370	FLAT BAR	12.0	40	4000	MILL FINISH	1.300
1022380	FLAT BAR	12.0	50	4000	MILL FINISH	1.630
1022385	FLAT BAR	12.0	60	4000	MILL FINISH	1.950
1022390	FLAT BAR	12.0	80	4000	MILL FINISH	2.600
1022400	FLAT BAR	12.0	100	4000	MILL FINISH	3.250
1022410	FLAT BAR	12.0	160	4000	MILL FINISH	5.200
1022416	FLAT BAR	16.0	40	4000	MILL FINISH	1.735
1022420	FLAT BAR	16.0	80	4000	MILL FINISH	3.470
1022417	FLAT BAR	20.0	40	4000	MILL FINISH	2.170
1022440	FLAT BAR	20.0	50	4000	MILL FINISH	2.710
1022450	FLAT BAR	25.0	40	4000	MILL FINISH	2.710
1022459	FLAT BAR	25.0	50	4000	MILL FINISH	3.390
1022470	FLAT BAR	25.0	80	4000	MILL FINISH	5.410
1022480	FLAT BAR	25.0	100	4000	MILL FINISH	6.770
1022411	FLAT BAR	25.0	160	4000	MILL FINISH	10.830

ITEM MARKED * * ARE BUY IN, PLEASE ENQUIRE FOR LEAD TIME

SQUARE BAR



CODE	DESCRIPTION	ALLOY	W (mm)	L (mm)	FINISH	KG / MTR
1050010	SQUARE BAR	6060 T5	6.0	4000	MILL FINISH	0.100
1050010 - 002	SQUARE BAR	6060 T5	6.0	4000	CLEAR ANODISE	0.100
1050020	SQUARE BAR	6060 T5	10.0	4000	MILL FINISH	0.270
1050030	SQUARE BAR	6060 T5	12.0	4000	MILL FINISH	0.390
1050040	SQUARE BAR	6060 T5	16.0	4000	MILL FINISH	0.694
1050050	SQUARE BAR	6060 T5	20.0	4000	MILL FINISH	1.080
1050060	SQUARE BAR	6060 T5	25.0	4000	MILL FINISH	1.690
1050086	SQUARE BAR - STRUCTURAL	6061 T6	40.0	4000	MILL FINISH	4.320
1050089	SQUARE BAR - STRUCTURAL	6061 T6	50.0	4000	MILL FINISH	6.750
1050090	SQUARE BAR - STRUCTURAL	6060 T6	65.0	4000	MILL FINISH	11.410

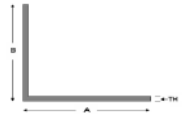
ROUND ROD



CODE	DESCRIPTION	ALLOY	W (mm)	L (mm)	FINISH	KG / MTR
1000007	ROUND ROD - STRUCTURAL	6061 T6	6.00	4000	MILL FINISH	0.085
1000009	ROUND ROD	6060 T5	8.00	5000	MILL FINISH	0.140
1000010	ROUND ROD	6060 T5	10.00	4000	MILL FINISH	0.220
1000012	ROUND ROD	6060 T5	12.00	4000	MILL FINISH	0.320
1000016	ROUND ROD	6060 T5	16.00	4000	MILL FINISH	0.570
1000020	ROUND ROD	6060 T5	20.00	4000	MILL FINISH	0.890
1000025	ROUND ROD	6060 T5	25.00	4000	MILL FINISH	1.450
1000080	ROUND ROD - STRUCTURAL	6061 T6	25.40	4000	MILL FINISH	1.450
1000081	ROUND ROD - STRUCTURAL	6061 T6	30.00	4000	MILL FINISH	1.940
1000035	ROUND ROD - STRUCTURAL	6061 T6	33.00	2000	MILL FINISH	2.250
1000083	ROUND ROD - STRUCTURAL	6061 T6	36.50	4000	MILL FINISH	2.920
1008039	ROUND ROD - STRUCTURAL	6061 T6	39.00	4000	MILL FINISH	3.230
1000052	ROUND ROD - STRUCTURAL	6061 T6	50.00	4000	MILL FINISH	5.470
1000086	ROUND ROD - STRUCTURAL	6061 T6	63.50	4000	MILL FINISH	8.550
1008076	ROUND ROD - STRUCTURAL	6061 T6	76.20	2000	MILL FINISH	12.310
1000066	ROUND ROD - STRUCTURAL	6061 T6	101.60	2000	MILL FINISH	21.879
1000075	ROUND ROD - STRUCTURAL	6061 T6	152.00	1500	MILL FINISH	51.630

ITEM MARKED * * ARE BUY IN, PLEASE ENQUIRE FOR LEAD TIME

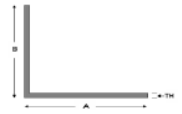
EQUAL ANGLE 6060 - T5



CODE	DESCRIPTION	WIDTH (MM)	WIDTH (MM)	TH (MM)	LGT (MM)	FINISH	KG / MTR
1031020	ANGLE	12.00	12.00	1.60	6500	MILL FINISH	0.100
1031020 - 002	ANGLE	12.00	12.00	1.60	6500	CLEAR ANODISE	0.100
1031020 - 063	ANGLE	12.00	12.00	1.60	6500	SATIN BLACK	0.100
1031020 - 010	ANGLE	12.00	12.00	1.60	6500	PEARL WHITE	0.100
1032003	ANGLE	12.00	12.00	3.00	6500	MILL FINISH	0.170
1030493	ANGLE	16.00	16.00	1.60	6500	MILL FINISH	0.130
1030493 - 002	ANGLE	16.00	16.00	1.60	6500	CLEAR ANODISE	0.130
1032007	ANGLE	16.00	16.00	3.00	6500	MILL FINISH	0.160
1030510	ANGLE	20.00	20.00	1.60	6500	MILL FINISH	0.170
1030510 - 002	ANGLE	20.00	20.00	1.60	6500	CLEAR ANODISE	0.170
1030510 - 063	ANGLE	20.00	20.00	1.60	6500	SATIN BLACK	0.170
1030510 - 010	ANGLE	20.00	20.00	1.60	6500	PEARL WHITE	0.170
1032011	ANGLE	20.00	20.00	3.00	6500	MILL FINISH	0.300
1032011 - 002	ANGLE	20.00	20.00	3.00	6500	CLEAR ANODISE	0.300
1030540	ANGLE	25.00	25.00	1.60	6500	MILL FINISH	0.210
1030540 - 002	ANGLE	25.00	25.00	1.60	6500	CLEAR ANODISE	0.210
1030540 - 063	ANGLE	25.00	25.00	1.60	6500	SATIN BLACK	0.210
1030540 - 010	ANGLE	25.00	25.00	1.60	6500	PEARL WHITE	0.210
1032048	ANGLE	25.00	25.00	3.00	6500	MILL FINISH	0.380
1032048 - 002	ANGLE	25.00	25.00	3.00	6500	CLEAR ANODISE	0.380
1032580	ANGLE	25.00	25.00	6.00	6500	MILL FINISH	0.710
1030550	ANGLE	32.00	32.00	1.50	6000	MILL FINISH	0.245
1032062	ANGLE	32.00	32.00	3.00	6500	MILL FINISH	0.490
1032062 - 002	ANGLE	32.00	32.00	3.00	6500	CLEAR ANODISE	0.490
1030593	ANGLE	40.00	40.00	1.60	6500	MILL FINISH	0.340
1030593 - 002	ANGLE	40.00	40.00	1.60	6500	CLEAR ANODISE	0.340
1030593 - 063	ANGLE	40.00	40.00	1.60	6500	SATIN BLACK	0.340
1030593 - 010	ANGLE	40.00	40.00	1.60	6500	PEARL WHITE	0.340
1032083	ANGLE	40.00	40.00	3.00	6500	MILL FINISH	0.620
1032083 - 002	ANGLE	40.00	40.00	3.00	6500	CLEAR ANODISE	0.620
1032550	ANGLE	40.00	40.00	4.00	6500	MILL FINISH	0.820
1032603	ANGLE	40.00	40.00	6.00	6500	MILL FINISH	1.200
1030625	ANGLE	50.00	50.00	1.60	6500	MILL FINISH	0.430
1030625 - 002	ANGLE	50.00	50.00	1.60	6500	CLEAR ANODISE	0.430
1030625 - 063	ANGLE	50.00	50.00	1.60	6500	SATIN BLACK	0.430
1030625 - 010	ANGLE	50.00	50.00	1.60	6500	PEARL WHITE	0.430

ITEM MARKED * * ARE BUY IN, PLEASE ENQUIRE FOR LEAD TIME

EQUAL ANGLE 6060 - T5



CODE	DESCRIPTION	WIDTH (MM)	WIDTH (MM)	TH (MM)	LGT (MM)	FINISH	KG / MTR
1032102	ANGLE	50.00	50.00	3.00	6500	MILL FINISH	0.790
1032102 - 002	ANGLE	50.00	50.00	3.00	6500	CLEAR ANODISE	0.790
1032102 - 026	ANGLE	50.00	50.00	3.00	6500	SURFMIST MATT	0.790
1032582	ANGLE - RADIUS	50.00	50.00	3.00	6500	MILL FINISH	0.769
1032565	ANGLE	50.00	50.00	4.00	6500	MILL FINISH	1.040
1032632	ANGLE	50.00	50.00	6.00	6500	MILL FINISH	1.520
1032103	ANGLE	60.00	60.00	3.00	6500	MILL FINISH	0.950
1032641	ANGLE	60.00	60.00	6.00	6500	MILL FINISH	1.850
1032104	ANGLE	76.20	76.20	3.20	6500	MILL FINISH	1.280
1033251	ANGLE	100.00	100.00	10.00	6500	MILL FINISH	5.130

STRUCTURAL EQUAL ANGLE



CODE	DESCRIPTION	WIDTH (MM)	WIDTH (MM)	TH (MM)	LGT (MM)	ALLOY / TEMPER	KG / MTR
1032591	ANGLE - STRUCTURAL	38.10	38.10	4.70	5500	6061 T6	0.930
1032593	ANGLE - STRUCTURAL	60.00	60.00	6.00	6500	6005A T5	1.863
1032595	ANGLE - STRUCTURAL	76.20	76.20	6.35	5500	6061 T6	2.538
1032596	ANGLE - STRUCTURAL	76.20	76.20	9.53	5500	6061 T6	3.720
1032598	ANGLE - STRUCTURAL	80.00	80.00	6.00	6500	6005A T5	2.500
1034104	ANGLE - STRUCTURAL	80.00	80.00	10.00	6000	6061 T6	4.086
1032585	ANGLE - STRUCTURAL	100.00	100.00	6.00	6500	6082 T6	3.420

ITEM MARKED * * ARE BUY IN, PLEASE ENQUIRE FOR LEAD TIME



UNEQUAL ANGLE 6060 - T5

CODE	DESCRIPTION	WIDTH (MM)	WIDTH (MM)	TH (MM)	LGT (MM)	FINISH	KG / MTR
1031030	ANGLE	20.00	12.00	1.60	6500	MILL FINISH	0.130
1031030 - 002	ANGLE	20.00	12.00	1.60	6500	CLEAR ANODISE	0.130
1031030 - 063	ANGLE	20.00	12.00	1.60	6500	SATIN BLACK	0.130
1031030 - 010	ANGLE	20.00	12.00	1.60	6500	PEARL WHITE	0.130
1032005	ANGLE	20.00	12.00	3.00	6500	MILL FINISH	0.240
1030525	ANGLE	25.00	12.00	1.60	6500	MILL FINISH	0.150
1030525 - 002	ANGLE	25.00	12.00	1.60	6500	CLEAR ANODISE	0.150
1030525 - 063	ANGLE	25.00	12.00	1.60	6500	SATIN BLACK	0.150
1030525 - 010	ANGLE	25.00	12.00	1.60	6500	PEARL WHITE	0.150
1030525 - 0BE	ANGLE	25.00	12.00	1.60	4230	BRIGHT SILVER	0.150
1030530	ANGLE	25.00	20.00	1.60	6500	MILL FINISH	0.190
1030530 - 002	ANGLE	25.00	20.00	1.60	6500	CLEAR ANODISE	0.190
1030530 - 063	ANGLE	25.00	20.00	1.60	6500	SATIN BLACK	0.190
1030530 - 010	ANGLE	25.00	20.00	1.60	6500	PEARL WHITE	0.190
1032031	ANGLE	25.00	20.00	3.00	6500	MILL FINISH	0.340
1030548	ANGLE	32.00	20.00	1.60	6500	MILL FINISH	0.220
1030548 - 002	ANGLE	32.00	20.00	1.60	6500	CLEAR ANODISE	0.220
1030548 - 063	ANGLE	32.00	20.00	1.60	6500	SATIN BLACK	0.220
1030548 - 010	ANGLE	32.00	20.00	1.60	6500	PEARL WHITE	0.220
1032051	ANGLE	32.00	20.00	3.00	6500	MILL FINISH	0.398
1032051 - 002	ANGLE	32.00	20.00	3.00	6500	CLEAR ANODISE	0.398
1032052	ANGLE	32.00	25.00	3.00	6500	MILL FINISH	0.440
1030565	ANGLE	40.00	12.00	1.60	6500	MILL FINISH	0.210
1030565 - 002	ANGLE	40.00	12.00	1.60	6500	CLEAR ANODISE	0.210
1030565 - 063	ANGLE	40.00	12.00	1.60	6500	SATIN BLACK	0.210
1030565 - 010	ANGLE	40.00	12.00	1.60	6500	PEARL WHITE	0.210
1032067	ANGLE	40.00	12.00	3.00	6500	MILL FINISH	0.400
1030581	ANGLE	40.00	20.00	1.60	6500	MILL FINISH	0.250
1030581 - 002	ANGLE	40.00	20.00	1.60	6500	CLEAR ANODISE	0.250
1030581 - 063	ANGLE	40.00	20.00	1.60	6500	SATIN BLACK	0.250
1030581 - 010	ANGLE	40.00	20.00	1.60	6500	PEARL WHITE	0.250
1032071	ANGLE	40.00	20.00	3.00	6500	MILL FINISH	0.460
1032071 - 002	ANGLE	40.00	20.00	3.00	6500	CLEAR ANODISE	0.460
1030585	ANGLE	40.00	25.00	1.60	6500	MILL FINISH	0.270
1030585 - 002	ANGLE	40.00	25.00	1.60	6500	CLEAR ANODISE	0.270
1030585 - 063	ANGLE	40.00	25.00	1.60	6500	SATIN BLACK	0.270
1030585 - 010	ANGLE	40.00	25.00	1.60	6500	PEARL WHITE	0.270
1030277	ANGLE	40.00	25.00	3.00	6500	MILL FINISH	0.504
1032077	ANGLE	40.00	25.00	3.00	6500	CLEAR ANODISE	0.504
1032088	ANGLE	50.00	20.00	3.00	6500	MILL FINISH	0.545
1030605	ANGLE	50.00	25.00	1.60	6500	MILL FINISH	0.320
1030605 - 002	ANGLE	50.00	25.00	1.60	6500	CLEAR ANODISE	0.320

ITEM MARKED * * ARE BUY IN, PLEASE ENQUIRE FOR LEAD TIME

UNEQUAL ANGLE 6060 - T5



CODE	DESCRIPTION	WIDTH (MM)	WIDTH (MM)	TH (MM)	LGT (MM)	FINISH	KG / MTR
1030605 - 063	ANGLE	50.00	25.00	1.60	6500	SATIN BLACK	0.320
1030605 - 010	ANGLE	50.00	25.00	1.60	6500	PEARL WHITE	0.320
1032091	ANGLE	50.00	25.00	3.00	6500	MILL FINISH	0.590
1032091 - 002	ANGLE	50.00	25.00	3.00	6500	CLEAR ANODISE	0.590
1032096	ANGLE	60.00	25.00	3.00	6500	MILL FINISH	0.660
1032570	ANGLE	60.00	40.00	4.00	6500	MILL FINISH	1.033
1030635	ANGLE	70.00	25.00	1.60	6500	MILL FINISH	0.390
1030635 - 002	ANGLE	70.00	25.00	1.60	6500	CLEAR ANODISE	0.390
1030635 - 063	ANGLE	70.00	25.00	1.60	6500	SATIN BLACK	0.390
1030636	ANGLE	70.00	40.00	1.60	6500	MILL FINISH	0.480
1030636 - 010	ANGLE	70.00	40.00	1.60	6500	PEARL WHITE	0.480
1030636 - 026	ANGLE	70.00	40.00	1.60	6500	SURFMISTT MATT	0.480
1033620	ANGLE	75.00	25.00	3.00	6500	MILL FINISH	0.789
1032583	ANGLE - RADIUS	76.00	38.00	4.00	6500	MILL FINISH	1.157
1033657	ANGLE	76.00	55.00	5.00	6500	MILL FINISH	1.707
1032108	ANGLE	80.00	20.00	3.00	6500	MILL FINISH	0.789
1032667	ANGLE	80.00	40.00	6.00	6500	MILL FINISH	1.854
1031205	ANGLE	80.00	50.00	2.50	6500	MILL FINISH	1.061
1032123	ANGLE	100.00	50.00	3.00	6500	MILL FINISH	1.195
1033681	ANGLE	100.00	76.00	3.00	6500	MILL FINISH	1.401
1032111	ANGLE	125.00	50.00	3.00	6500	MILL FINISH	1.400

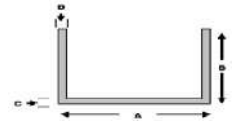
STRUCTURAL UNEQUAL ANGLE



CODE	DESCRIPTION	WIDTH (MM)	WIDTH (MM)	TH (MM)	LGT (MM)	ALLOY / TEMPER	KG / MTR
1033654	ANGLE - STRUCTURAL	76.20	50.80	6.35	5500	6061 T6	2.107
1033230	ANGLE - STRUCTURAL	80.00	50.00	6.00	6500	6061 T6	2.080
1032586	ANGLE - STRUCTURAL	100.00	50.00	6.00	6500	6082 T6	2.400
1032587	ANGLE - STRUCTURAL	100.00	80.00	10.00	6500	6061 T6	4.654
1032588	ANGLE - STRUCTURAL	125.00	50.00	6.00	6000	6005A T5	2.747
1032589	ANGLE - STRUCTURAL	150.00	80.00	10.00	6500	6082 T5	5.961
1032590	ANGLE - STRUCTURAL	200.00	100.00	8.00	6500	6005A T5	6.357

ITEM MARKED * * ARE BUY IN, PLEASE ENQUIRE FOR LEAD TIME


CHANNEL 6060 - T5



CODE	DESCRIPTION	WIDTH (MM)	WIDTH (MM)	TH (MM)	LGT (MM)	FINISH	KG / MTR
1070028	CHANNEL	10.00	10.00	1.60	6500	MILL FINISH	0.120
1070028 - 002	CHANNEL	10.00	10.00	1.60	6500	CLEAR ANODISE	0.120
1070067	CHANNEL	12.00	12.00	1.60	6500	MILL FINISH	0.140
1070067 - 002	CHANNEL	12.00	12.00	1.60	6500	CLEAR ANODISE	0.140
1070097	CHANNEL	12.00	20.00	2.50	6500	MILL FINISH	0.320
1070122	CHANNEL	16.00	16.00	1.60	6500	MILL FINISH	0.200
1070122 - 002	CHANNEL	16.00	16.00	1.60	6500	CLEAR ANODISE	0.200
1070123	CHANNEL	16.00	16.00	3.00	6500	MILL FINISH	0.320
1070127	CHANNEL	20.00	16.00	1.60	6500	MILL FINISH	0.210
1070136	CHANNEL	20.00	20.00	1.60	6500	MILL FINISH	0.250
1070136 - 002	CHANNEL	20.00	20.00	1.60	6500	CLEAR ANODISE	0.250
1070136 - 063	CHANNEL	20.00	20.00	1.60	6500	SATIN BLACK	0.250
1070136 - 010	CHANNEL	20.00	20.00	1.60	6500	PEARL WHITE	0.250
1070157	CHANNEL	20.00	20.00	3.00	6500	MILL FINISH	0.440
1070157 - 002	CHANNEL	20.00	20.00	3.00	6500	CLEAR ANODISE	0.440
1070171	CHANNEL	22.60	20.00	1.30	5500	MILL FINISH	0.211
1070187	CHANNEL	25.00	12.00	3.00	6500	MILL FINISH	0.350
1070206	CHANNEL	25.00	20.00	1.60	6500	MILL FINISH	0.268
1070206 - 002	CHANNEL	25.00	20.00	1.60	6500	CLEAR ANODISE	0.268
1070614	CHANNEL	25.00	25.00	1.60	6500	MILL FINISH	0.310
1070614 - 002	CHANNEL	25.00	25.00	1.60	6500	CLEAR ANODISE	0.310
1070614 - 063	CHANNEL	25.00	25.00	1.60	6500	SATIN BLACK	0.310
1070614 - 010	CHANNEL	25.00	25.00	1.60	6500	PEARL WHITE	0.310
1070247	CHANNEL	25.00	25.00	3.00	6500	MILL FINISH	0.560
1070268	CHANNEL	25.00	40.00	3.00	6500	MILL FINISH	0.800
1070287	CHANNEL	32.00	25.00	3.00	6500	MILL FINISH	0.620
1070367	CHANNEL	40.00	20.00	2.00	6500	MILL FINISH	0.410
1070602	CHANNEL	40.00	20.00	3.00	6500	MILL FINISH	0.601
1070368	CHANNEL	40.00	25.00	3.00	6500	MILL FINISH	0.680
1070368 - 002	CHANNEL	40.00	25.00	3.00	6500	CLEAR ANODISED	0.680
1070386	CHANNEL	40.00	40.00	3.00	6500	MILL FINISH	0.920
1070409	CHANNEL	44.45	25.40	3.18	6500	MILL FINISH	0.776
1070427	CHANNEL	50.00	25.00	3.00	6500	MILL FINISH	0.760

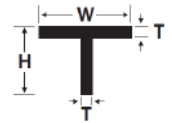
ITEM MARKED * * ARE BUY IN, PLEASE ENQUIRE FOR LEAD TIME

CHANNEL 6060 - T5



CODE	DESCRIPTION	WIDTH (MM)	WIDTH (MM)	TH (MM)	LGT (MM)	FINISH	KG / MTR
1070447	CHANNEL	50.00	50.00	3.00	6500	MILL FINISH	1.170
1070458	CHANNEL	57.00	50.00	3.00	6500	MILL FINISH	1.223
1070468	CHANNEL	60.00	32.00	3.00	6500	MILL FINISH	0.960
1070450	CHANNEL - STRUCTURAL	65.00	51.00	5.00	6500	MILL FINISH	2.315
1070507	CHANNEL	80.00	25.00	3.00	6500	MILL FINISH	1.010
1070604	CHANNEL	80.00	40.00	3.00	6500	MILL FINISH	1.247
1070527	CHANNEL	80.00	40.00	4.00	6500	MILL FINISH	1.650
1070550	CHANNEL	100.00	25.00	3.00	6500	MILL FINISH	1.170
1070600	CHANNEL	100.00	40.00	3.00	6500	MILL FINISH	1.410
1070570	CHANNEL	100.00	50.00	3.00	6500	MILL FINISH	1.570

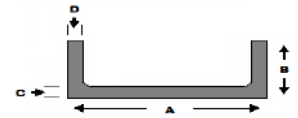
TEE SECTION



CODE	DESCRIPTION	WIDTH (MM)	HEIGHT (MM)	TH (MM)	LGT (MM)	FINISH	KG / MTR
1064104	TEE	20.0	20.0	1.6	6500	MILL FINISH	0.170
1064604	TEE	20.0	20.0	3.0	4000	MILL FINISH	0.300
1064115	TEE	25.0	25.0	1.6	6500	MILL FINISH	0.210
1064614	TEE	25.0	25.0	3.0	6500	MILL FINISH	0.380
1064127	TEE	40.0	20.0	1.6	6000	MILL FINISH	0.250
1064136	TEE	40.0	40.0	1.6	6500	MILL FINISH	0.340
1064624	TEE	40.0	40.0	3.0	6500	MILL FINISH	0.620
1064617	TEE - STRUCTURAL	40.0	40.0	4.0	6500	MILL FINISH	0.839
1064629	TEE	50.0	25.0	1.6	6500	MILL FINISH	0.320
1064635	TEE - STRUCTURAL	50.0	50.0	4.0	6000	MILL FINISH	1.147
1064619	TEE - STRUCTURAL	50.0	50.0	6.0	6500	MILL FINISH	1.720

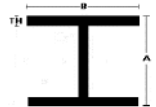
ITEM MARKED * * ARE BUY IN, PLEASE ENQUIRE FOR LEAD TIME

STRUCTURAL CHANNEL



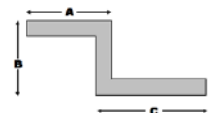
CODE	DESCRIPTION	BASE (MM)	LEGS (MM)	TH (MM) BASE	TH (MM) LEGS	LGT (MM)	ALLOY / TEMPER	KG / MTR
1070612	STRUCT CHANNEL	76.20	38.10	6.35	7.92	5500	6005A T5	2.730
1070613	STRUCT CHANNEL	80.00	40.00	6.00	6.00	6500	6106 T6	2.476
1070573	STRUCT CHANNEL	100.00	50.00	6.00	9.00	6500	6061 T6	3.895
1071267	STRUCT CHANNEL	101.80	50.80	7.50	7.50	7500	6082 T6	3.899
1070607	STRUCT CHANNEL	127.00	63.50	6.35	9.52	5500	6082 T6	5.269
1070608	STRUCT CHANNEL	152.40	63.50	6.35	7.92	7000	6082 T6	5.321
1071320	STRUCT CHANNEL	177.80	76.20	6.35	11.00	6500	6061 T6	7.407
1071336	STRUCT CHANNEL	200.00	90.00	8.00	10.00	6500	6082 T6	8.870

I - BEAM



CODE	DESCRIPTION	HEIGHT (MM)	LEGS (MM)	TH (MM) BASE	TH (MM) LEGS	LGT (MM)	ALLOY / TEMPER	KG / MTR
1060642	I BEAM	140.00	90.00	8.00	8.00	5500	6061 T6	6.554

ZED SECTION



CODE	DESCRIPTION	WIDTH (MM) A	HEIGHT (MM) B	WIDTH (MM) C	TH (MM)	LGT (MM)	FINISH	KG / MTR
1680101	Z - SECTION	18.7	24.1	18.7	1.60	6000	MILL FINISH	0.235
1680102	Z - SECTION	18.7	25.4	18.7	1.40	6000	MILL FINISH	0.213
1680103	Z - SECTION	22.0	19.0	19.0	3.00	6500	MILL FINISH	0.437
1680100	Z - SECTION	25.0	40.0	25.0	3.00	6500	MILL FINISH	0.689

ITEM MARKED * * ARE BUY IN, PLEASE ENQUIRE FOR LEAD TIME

ROUND TUBE



CODE	DESCRIPTION	DIAMETER (MM)	TH (MM)	LGT (MM)	FINISH	KG / MTR
1112156	ROUND TUBE	6.35	0.90	6000	MILL FINISH	0.040
1111132	ROUND TUBE	10.00	1.20	6500	MILL FINISH	0.089
1111149	ROUND TUBE	12.00	1.60	6000	MILL FINISH	0.140
1111246	ROUND TUBE	16.00	1.20	1195	MILL FINISH	0.153
1111245	ROUND TUBE	16.00	1.20	6100	MILL FINISH	0.153
1111242	ROUND TUBE	16.00	1.60	6100	MILL FINISH	0.200
1995713	ROUND TUBE	19.00	1.20	6100	MILL FINISH	0.182
1111307	ROUND TUBE	20.00	1.60	6500	MILL FINISH	0.250
1111357	ROUND TUBE	20.00	3.00	6500	MILL FINISH	0.443
1111435	ROUND TUBE	25.00	1.60	6500	MILL FINISH	0.330
1111435 - OF2	ROUND TUBE	25.00	1.60	6500	CLEAR ANODISE	0.330
1111435 - OFG	ROUND TUBE	25.00	1.60	6500	BRIGHT SILVER	0.318
1111455	ROUND TUBE	25.00	3.00	6500	MILL FINISH	0.560
1111522	ROUND TUBE	32.00	1.60	6000	MILL FINISH	0.420
1111531	ROUND TUBE	32.00	3.00	6000	MILL FINISH	0.740
1111545	ROUND TUBE	38.10	3.25	6500	MILL FINISH	0.996
1111570	ROUND TUBE	40.00	1.60	6000	MILL FINISH	0.520
1111600	ROUND TUBE	40.00	3.00	6500	MILL FINISH	0.940
1111626	ROUND TUBE - BENDABLE	44.45	3.25	6410	MILL FINISH	1.141
1111665	ROUND TUBE	50.00	2.00	6500	MILL FINISH	0.810
1111677	ROUND TUBE	50.00	3.00	6500	MILL FINISH	1.200
1111746	ROUND TUBE	60.00	2.00	6500	MILL FINISH	0.988
1111756	ROUND TUBE	60.00	3.00	6000	MILL FINISH	1.450
1111760	ROUND TUBE	60.00	5.00	6500	MILL FINISH	2.400
1111806	ROUND TUBE	69.85	2.67	6000	MILL FINISH	1.519
1112159	ROUND TUBE	76.20	3.20	6500	MILL FINISH	1.989
1111767	ROUND TUBE - BENDABLE	76.20	4.75	6410	MILL FINISH	2.887
1111804	ROUND TUBE	80.00	2.00	6500	MILL FINISH	1.356
1111812	ROUND TUBE	80.00	3.00	6500	MILL FINISH	1.967
1111822	ROUND TUBE	88.90	5.33	6000	MILL FINISH	3.778
1112150	ROUND TUBE	100.00	2.00	6500	MILL FINISH	1.770
1111841	ROUND TUBE	100.00	3.00	6500	MILL FINISH	2.477
1111873	ROUND TUBE	127.00	2.80	6500	MILL FINISH	2.951
1111901	ROUND TUBE	152.00	3.25	6000	MILL FINISH	4.127
1111882	ROUND TUBE	203.20	3.00	6500	MILL FINISH	5.093

ITEM MARKED * * ARE BUY IN, PLEASE ENQUIRE FOR LEAD TIME



ROUND TUBE - STRUCTURAL

CODE	DESCRIPTION	DIAMETER (MM)	TH (MM)	LGT (MM)	FINISH	KG / MTR
1112162	ROUND TUBE - STRUCTURAL	22.23	5.99	6000	MILL FINISH	0.828
1111465	ROUND TUBE - STRUCTURAL	25.02	5.01	6500	MILL FINISH	0.848
1112164	ROUND TUBE - STRUCTURAL	38.00	4.50	6500	MILL FINISH	1.283
1112165	ROUND TUBE - STRUCTURAL	48.40	4.47	6500	MILL FINISH	1.715
1112166	ROUND TUBE - STRUCTURAL	50.00	4.00	6600	MILL FINISH	1.600
1111693	ROUND TUBE - STRUCTURAL	50.00	5.00	6500	MILL FINISH	1.916
1111704	ROUND TUBE - STRUCTURAL	50.00	6.00	6500	MILL FINISH	2.248
1111763	ROUND TUBE - STRUCTURAL	63.50	6.35	6000	MILL FINISH	3.155
1111951	ROUND TUBE - STRUCTURAL	76.20	6.35	6500	MILL FINISH	3.776
1111952	ROUND TUBE - STRUCTURAL	101.60	6.35	6500	MILL FINISH	5.258
1112161	ROUND TUBE - STRUCTURAL	114.30	6.35	6500	MILL FINISH	6.000

ITEM MARKED * * ARE BUY IN, PLEASE ENQUIRE FOR LEAD TIME

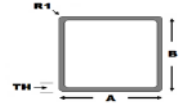
SQUARE HOLLOW BOX



CODE	DESCRIPTION	WIDTH (MM)	WIDTH (MM)	TH (MM)	LGT (MM)	FINISH	KG / MTR
1120050	SQUARE BOX	12.70	12.70	1.55	6500	MILL FINISH	0.193
1120060	SQUARE BOX	16.00	16.00	1.20	6550	MILL FINISH	0.193
1120124	SQUARE BOX	20.00	20.00	1.60	6500	MILL FINISH	0.318
1120121	SQUARE BOX	20.00	20.00	3.00	6500	MILL FINISH	0.553
1120135	SQUARE BOX	25.00	25.00	1.60	6500	MILL FINISH	0.410
1120136	SQUARE BOX	25.00	25.00	2.00	6500	MILL FINISH	0.509
1120140	SQUARE BOX	25.00	25.00	3.00	6500	MILL FINISH	0.715
1125044	SQUARE BOX	25.40	25.40	1.22	6500	MILL FINISH	0.315
1125044	SQUARE BOX	25.40	25.40	1.22	6500	SATIN BLACK	0.315
Note: Plastic joiners are available for 25.4 x 25.4 x 1.22 box sections, please see Joiners page 87.							
1120175	SQUARE BOX	32.00	32.00	1.60	6500	MILL FINISH	0.527
1120190	SQUARE BOX	32.00	32.00	2.00	6500	MILL FINISH	0.650
1120199	SQUARE BOX	32.00	32.00	3.00	6500	MILL FINISH	0.943
1120230	SQUARE BOX	40.00	40.00	1.60	6500	MILL FINISH	0.667
1120237	SQUARE BOX	40.00	40.00	2.00	6500	MILL FINISH	0.824
1120242	SQUARE BOX	40.00	40.00	3.00	6500	MILL FINISH	1.203
1120253	SQUARE BOX (T6)	43.00	43.00	2.00	6500	MILL FINISH	0.888
1120255	SQUARE BOX	44.45	44.45	3.00	6500	MILL FINISH	1.348
1120285	SQUARE BOX	50.00	50.00	1.60	6500	MILL FINISH	0.839
1120285	SQUARE BOX	50.00	50.00	1.60	6500	PEARL WHITE	0.839
1120298	SQUARE BOX	50.00	50.00	2.00	6500	MILL FINISH	1.058
1120320	SQUARE BOX	50.00	50.00	3.00	6500	MILL FINISH	1.528
1120375	SQUARE BOX	65.00	65.00	2.50	6500	MILL FINISH	1.687
1120380	SQUARE BOX	70.00	70.00	1.60	6500	MILL FINISH	1.186
1120389	SQUARE BOX	75.00	75.00	3.00	6500	MILL FINISH	2.330
1120400	SQUARE BOX	100.00	100.00	3.00	6500	MILL FINISH	3.154

ITEM MARKED * * ARE BUY IN, PLEASE ENQUIRE FOR LEAD TIME

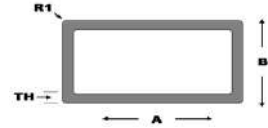
RADIUS EDGE SQUARE BOX



CODE	DESCRIPTION	WIDTH (MM)	WIDTH (MM)	TH (MM)	RADIUS (MM)	LGT (MM)	FINISH	KG / MTR
1125080	SQUARE BOX RADIUS	16.00	16.00	1.20	1.00	6500	MILL FINISH	0.193
1125081	SQUARE BOX RADIUS	19.05	19.05	1.20	1.60	6500	MILL FINISH	0.223
1125082	SQUARE BOX RADIUS	19.00	19.00	1.50	1.60	6500	MILL FINISH	0.302
1125007	SQUARE BOX RADIUS	19.00	19.00	1.70	1.60	6500	CLEAR ANODISE	0.297
1125007	SQUARE BOX RADIUS	19.00	19.00	1.70	1.60	6500	PEARL WHITE	0.297
1125017	SQUARE BOX RADIUS	20.00	20.00	3.00	3.20	6500	MILL FINISH	0.503
1125039	SQUARE BOX RADIUS	25.00	25.00	1.50	1.60	6100	MILL FINISH	0.406
1125023	SQUARE BOX RADIUS	25.00	25.00	2.00	1.60	6500	MILL FINISH	0.500
1125029	SQUARE BOX RADIUS	25.00	25.00	3.00	3.20	6500	MILL FINISH	0.700
1125031	SQUARE BOX RADIUS	25.40	25.40	1.22	3.20	6500	MILL FINISH	0.305
1125031	SQUARE BOX RADIUS	25.40	25.40	1.22	3.20	6500	CLEAR ANODISE	0.305
Note: Plastic joiners are available for 25.4 x 25.4 x 1.22 box sections, please see Joiners page 87.								
1125083	SQUARE BOX RADIUS	32.00	32.00	2.00	4.00	6500	MILL FINISH	0.648
1125045	SQUARE BOX RADIUS	32.00	32.00	3.00	4.00	6500	MILL FINISH	0.943
1125063	SQUARE BOX RADIUS	40.00	40.00	2.00	4.50	6500	MILL FINISH	0.814
1125064	SQUARE BOX RADIUS	40.00	40.00	3.00	6.00	6500	MILL FINISH	1.183
1125084	SQUARE BOX RADIUS	50.00	50.00	1.60	6.00	6500	MILL FINISH	0.801
1125084	SQUARE BOX RADIUS	50.00	50.00	1.60	6.00	6600	PEARL WHITE	0.801
1995718	SQUARE BOX RADIUS	50.00	50.00	1.80	6.00	1800	MILL FINISH	0.994
1995718	SQUARE BOX RADIUS	50.00	50.00	1.80	6.00	1800	SATIN BLACK	0.994
1995718	SQUARE BOX RADIUS	50.00	50.00	1.80	6.00	2100	MILL FINISH	0.994
1995718	SQUARE BOX RADIUS	50.00	50.00	1.80	6.00	2100	SATIN BLACK	0.994
1995718	SQUARE BOX RADIUS	50.00	50.00	1.80	6.00	6100	SATIN BLACK	0.994
1995718	SQUARE BOX RADIUS	50.00	50.00	1.80	6.00	6500	MILL FINISH	0.994
1125069	SQUARE BOX RADIUS	50.00	50.00	2.00	6.00	6500	MILL FINISH	0.994
1125118	SQUARE BOX RADIUS	50.00	50.00	3.00	6.00	6500	MILL FINISH	1.466
1125078	SQUARE BOX RADIUS	50.00	50.00	4.00	6.00	6500	MILL FINISH	1.920
1125119	SQUARE BOX RADIUS	50.00	50.00	5.00	6.00	6500	MILL FINISH	2.358
1502160	SQUARE BOX RADIUS	50.80	50.80	1.80	6.00	6000	CLEAR ANODISE	0.935
1502160	SQUARE BOX RADIUS	50.80	50.80	1.80	6.00	6000	PEARL WHITE	0.935
1502160	SQUARE BOX RADIUS	50.80	50.80	1.80	6.00	6000	PRIMROSE	0.935
1125138	SQUARE BOX STRUCT (RAD)	62.00	62.00	5.00	6.00	6800	MILL FINISH	3.008
1125145	SQUARE BOX RADIUS	65.00	65.00	3.00	5.00	6500	MILL FINISH	2.016
1125085	SQUARE BOX RADIUS	76.20	76.20	3.00	6.25	6500	MILL FINISH	2.314
1125197	SQUARE BOX STRUCT (RAD)	76.20	76.20	6.35	6.00	6500	MILL FINISH	4.432
1501900	SQUARE BOX RADIUS SB9A	90.00	90.00	2.00	3.00	6500	MILL FINISH	1.839
1501900	SQUARE BOX RADIUS SB9A	90.00	90.00	2.00	3.00	6500	PEARL WHITE	1.839
1501900	SQUARE BOX RADIUS SB9A	90.00	90.00	2.00	3.00	6500	NIGHT SKY SATIN	1.839
1501900	SQUARE BOX RADIUS SB9A	90.00	90.00	2.00	3.00	6500	MONUMENT SATIN	1.839
1501900	SQUARE BOX RADIUS SB9A	90.00	90.00	2.00	3.00	6500	SURFMIST SATIN	1.839
1125215	SQUARE BOX RADIUS	100.00	100.00	3.20	2.00	6500	MILL FINISH	3.358
1125215	SQUARE BOX RADIUS	100.00	100.00	3.20	2.00	6500	PEARL WHITE	3.358
1125215	SQUARE BOX RADIUS	100.00	100.00	3.20	2.00	6500	NIGHT SKY SATIN	3.358
1125215	SQUARE BOX RADIUS	100.00	100.00	3.20	2.00	6500	MONUMENT SATIN	3.358
1125215	SQUARE BOX RADIUS	100.00	100.00	3.20	2.00	6500	SURFMIST SATIN	3.358
1125216	SQUARE BOX RADIUS	100.00	100.00	3.20	6.00	6500	MILL FINISH	3.287
1125245	SQUARE BOX STRUCT (RAD)	100.00	100.00	6.00	12.00	6000	MILL FINISH	5.863
1995397	SQUARE BOX RADIUS	150.00	150.00	3.00	1.60	6500	MILL FINISH	4.770

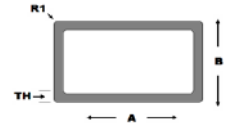
ITEM MARKED * * ARE BUY IN, PLEASE ENQUIRE FOR LEAD TIME

RECTANGULAR HOLLOW BOX



CODE	DESCRIPTION	WIDTH (MM)	WIDTH (MM)	TH (MM)	LGT (MM)	FINISH	KG / MTR
1131118	RECTANGULAR BOX	38.00	16.00	1.60	6500	MILL FINISH	0.441
1131007	RECTANGULAR BOX	38.10	17.45	3.18	6500	MILL FINISH	0.848
1131154	RECTANGULAR BOX	40.00	20.00	3.00	6500	MILL FINISH	0.851
1131161	RECTANGULAR BOX	40.00	25.00	2.50	6500	MILL FINISH	0.810
1131175	RECTANGULAR BOX	50.00	10.00	1.60	6000	MILL FINISH	0.493
1131202	RECTANGULAR BOX	50.00	25.00	1.60	6500	MILL FINISH	0.623
1131207	RECTANGULAR BOX	50.00	25.00	3.00	6500	MILL FINISH	1.122
1131307	RECTANGULAR BOX	50.00	40.00	3.00	6500	MILL FINISH	1.366
1131907	RECTANGULAR BOX	60.00	40.00	3.00	6500	MILL FINISH	1.528
1131910	RECTANGULAR BOX	60.00	50.00	3.00	6500	MILL FINISH	1.691
1132137	RECTANGULAR BOX	70.00	30.00	3.00	6500	MILL FINISH	1.524
1132207	RECTANGULAR BOX	76.20	25.40	2.40	6500	MILL FINISH	1.274
1501262	RECTANGULAR BOX	76.20	50.80	1.60	6000	MILL FINISH	1.070
1132590	RECTANGULAR BOX	80.00	25.00	3.00	6500	MILL FINISH	1.604
1132607	RECTANGULAR BOX	80.00	40.00	3.00	6500	MILL FINISH	1.854
1132708	RECTANGULAR BOX	80.00	50.00	3.00	6500	MILL FINISH	2.016
1132907	RECTANGULAR BOX	100.00	25.00	1.60	6500	MILL FINISH	1.091
1133007	RECTANGULAR BOX	100.00	25.00	2.50	6500	MILL FINISH	1.626
1133060	RECTANGULAR BOX	100.00	40.00	3.00	6500	MILL FINISH	2.171
1501161	RECTANGULAR BOX	100.00	50.00	1.60	6500	MILL FINISH	1.270
1501465	RECTANGULAR BOX	100.00	50.00	3.00	6500	MILL FINISH	2.341
1501465	RECTANGULAR BOX	100.00	50.00	3.00	6500	PEARL WHITE	2.341
1131176	RECTANGULAR BOX	125.00	25.00	3.00	6500	MILL FINISH	2.330
1133906	RECTANGULAR BOX	125.00	40.00	3.00	6500	MILL FINISH	2.580
1133909	RECTANGULAR BOX	125.00	50.00	3.00	6500	MILL FINISH	2.748
1501661	RECTANGULAR BOX	150.00	50.00	3.00	6500	MILL FINISH	3.150
1501661	RECTANGULAR BOX	150.00	50.00	3.00	6500	PEARL WHITE	3.150
1134006	RECTANGULAR BOX	152.40	38.10	3.20	6500	MILL FINISH	3.174
1501873	RECTANGULAR BOX	200.00	50.00	3.00	6500	MILL FINISH	4.192
1501873	RECTANGULAR BOX	200.00	50.00	3.00	6500	PEARL WHITE	4.192
1501873	RECTANGULAR BOX	200.00	50.00	3.00	6500	NIGHT SKY SATIN	4.192
1501873	RECTANGULAR BOX	200.00	50.00	3.00	6500	MONUMENT SATIN	4.192
1501873	RECTANGULAR BOX	200.00	50.00	3.00	6500	SURFMIST SATIN	4.192
1134209	RECTANGULAR BOX	250.00	50.00	3.00	6500	MILL FINISH	4.762
1133990	RECTANGULAR BOX	300.00	50.00	3.00	6500	MILL FINISH	5.934

ITEM MARKED * * ARE BUY IN, PLEASE ENQUIRE FOR LEAD TIME



RADIUS EDGE RECT. BOX

CODE	DESCRIPTION	WIDTH (MM)	HEIGHT (MM)	TH (MM)	RADIUS (MM)	LGT (MM)	FINISH	KG / MTR
1131117	RECT BOX RADIUS	38.00	16.00	1.20	3.00	6500	MILL FINISH	0.322
1130957	RECT BOX RADIUS	38.00	25.00	1.50	3.00	6100	MILL FINISH	0.472
1130975	RECT BOX RADIUS	38.00	25.00	2.00	3.00	6000	MILL FINISH	0.624
1133245	RECT BOX RADIUS	38.10	25.40	3.20	3.00	6000	MILL FINISH	0.971
1131153	RECT BOX RADIUS	40.00	20.00	2.00	2.00	6500	MILL FINISH	0.598
1131155	RECT BOX RADIUS	40.00	25.00	3.00	3.00	6500	MILL FINISH	0.937
1131506	RECT BOX RADIUS	50.00	25.00	1.60	3.00	6500	MILL FINISH	0.605
1131507	RECT BOX RADIUS	50.00	25.00	2.00	3.00	6500	MILL FINISH	0.751
1131220	RECT BOX RADIUS	50.00	25.00	3.00	3.00	6500	MILL FINISH	1.101
1133247	RECT BOX RADIUS	50.00	40.00	3.00	3.00	6500	MILL FINISH	1.345
1995538	RECT BOX RADIUS	60.00	40.00	2.10	3.00	6500	MILL FINISH	1.067
1132121	RECT BOX RADIUS	65.00	16.00	1.20	3.00	6500	MILL FINISH	0.498
1132125	RECT BOX RADIUS - WEBBED	65.00	16.00	1.27	3.00	6500	MILL FINISH	0.588
1995711	RECT BOX RADIUS	65.00	16.00	1.40	3.00	6500	MILL FINISH	0.578
1995711	RECT BOX RADIUS	65.00	16.00	1.40	3.00	6500	SATIN BLACK	0.578
1995711	RECT BOX RADIUS	65.00	16.00	1.40	3.00	6500	PEARL WHITE	0.578
1132115	RECT BOX RADIUS	70.00	30.00	2.00	3.00	6500	MILL FINISH	1.022
1132210	RECT BOX RADIUS	75.00	25.00	2.00	3.00	6500	MILL FINISH	1.018
1133248	RECT BOX RADIUS	75.00	50.00	3.00	6.00	6500	MILL FINISH	1.872
1132217	RECT BOX RADIUS - 6005A T5	75.00	50.00	6.00	6.00	6500	MILL FINISH	3.591
1132618	RECT BOX RADIUS	80.00	40.00	3.00	3.00	6500	MILL FINISH	1.833
1630105	RECT BOX RADIUS - 6061 T6	80.00	40.00	4.00	6.00	6500	MILL FINISH	2.371
1132627	RECT BOX RADIUS	80.00	50.00	3.00	6.00	6500	MILL FINISH	1.953
1132820	RECT BOX RADIUS - WEBBED	100.00	16.00	1.40	3.00	6500	MILL FINISH	0.894
1132231	RECT BOX RADIUS	100.00	25.00	3.00	6.00	6500	MILL FINISH	1.859
1133240	RECT BOX RADIUS	100.00	50.00	1.80	8.00	6500	MILL FINISH	1.369
1133212	RECT BOX RADIUS	100.00	50.00	2.00	6.00	6500	MILL FINISH	1.536
1133215	RECT BOX RADIUS	100.00	50.00	3.00	6.00	6500	MILL FINISH	2.279
1133218	RECT BOX RADIUS - 6005A T5	100.00	50.00	6.00	8.00	6500	MILL FINISH	4.348
1133807	RECT BOX RADIUS	101.60	76.20	2.29	6.00	6500	MILL FINISH	2.104
1133243	RECT BOX RADIUS	125.00	50.00	3.00	6.00	6500	MILL FINISH	2.685
1133973	RECT BOX RADIUS - 6005A T5	150.00	50.00	3.00	6.00	6500	MILL FINISH	3.092
1134000	RECT BOX RADIUS - 6082 T6	152.00	76.00	6.00	6.00	6500	MILL FINISH	6.950
1134008	RECT BOX RADIUS	200.00	50.00	3.00	6.00	6500	MILL FINISH	3.904

ITEM MARKED * * ARE BUY IN, PLEASE ENQUIRE FOR LEAD TIME


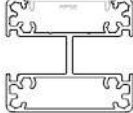

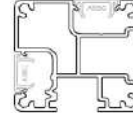
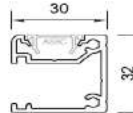






DURASLAT FENCING SYSTEM

alspec[®]
EVERYTHING ALUMINIUM
& HARDWARE

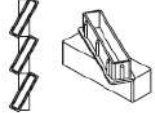
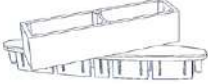
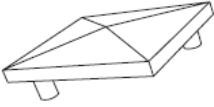
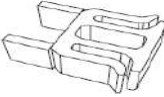
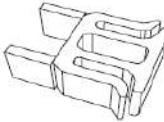
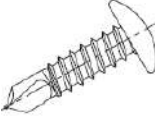
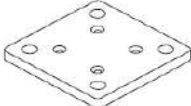
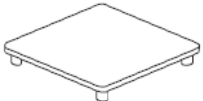
**ALUMINIUM
TRADE CENTRE**

DURASLAT - NO WELD SLAT SYSTEM

PROFILE	CODE	DESCRIPTION	FINISH	LGT (MM)
	1629553	FP50 DURASLAT ONE WAY POST	MILL FINISH	6500
	1629555	FP52 DURASLAT TWO WAY POST	MILL FINISH	6500
	1620113	FP58 DURASLAT POST INFILL	MILL FINISH	3000
	1629560	FP57 DURASLAT 90 DEGREE POST	MILL FINISH	6500
	1629559	FP56 DURASLAT CHANNEL	MILL FINISH	6000
	1600080	AS8C MULTI PURPOSE POCKET INFILL	MILL FINISH	6500
	*1629558*	FP55 DURASLAT SQUARE TOP RAIL	*MILL FINISH*	6500
	*1629557*	FP54 DURASLAT TOP RAIL BASE	*MILL FINISH*	6500
	1311300	FPA1 DURASLAT GATE CORNER (SUITS FP50)	MILL FINISH	EACH



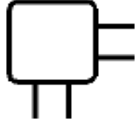








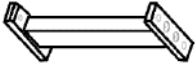
ITEM MARKED * * ARE BUY IN, PLEASE ENQUIRE FOR LEAD TIME

DURASLAT - NO WELD SLAT SYSTEM

PROFILE	CODE	DESCRIPTION	FINISH	LGT (MM)
	1330077	FPA4 DURASLAT SELF SPACING PRIVACY ADAPTOR LH/RH	PLASTIC (BLACK)	PAIR
	1330080	FPA9 DURASLAT ELLIPTICAL PRIVACY ADAPTOR	PLASTIC (BLACK)	PAIR
	1330078	FP56 CHANNEL END CAP (SOLD AS A PAIR - LEFT & RIGHT)	PLASTIC (BLACK)	PAIR
	1330079	FPA8 8mm SLAT SPACER	PLASTIC (BLACK)	EACH
	1330076	FPA20 20mm SLAT SPACER	PLASTIC (BLACK)	EACH
	1383170	SELF DRILLING WAFER SCREW (10g x 16mm)	GALVANISED	BOX(1000)
	1331153	FPA2 DURASLAT 100 x 100 x 6mm BASE PLATE	MILL FINISH	EACH
	1331154	FPA3 DURASLAT 50mm MALE END CAP	PLASTIC (BLACK)	EACH

ITEM MARKED * * ARE BUY IN, PLEASE ENQUIRE FOR LEAD TIME

GENERIC - SLAT SYSTEM

PROFILE	CODE	DESCRIPTION	FINISH	LGT (MM)
	1629550	SLAT RECEIVER 1 WAY 50mm x 50mm	MILL FINISH	6000
	*1629552*	SLAT RECEIVER 2 WAY 50mm x 50mm	MILL FINISH	6000
	1629551	SLAT RECEIVER CORNER 50mm x 50mm	MILL FINISH	6000
	1131117	RECTANGULAR HOLLOW RADIUS 38 x 16 x 1.2	MILL FINISH	6500
	1132125	RHS RAD BOX 65 x 16 x 1.27 x 1.6mm RAD WITH WEB	MILL FINISH	6500
	1995711	DURASLAT STRUCTURAL GRADE SLAT 65 x 16 x 1.4	MILL FINISH	6500
			SATIN BLACK	
			PEARL WHITE GLOSS	
	1632040	ALSPEC OFFSET BOX	MILL FINISH	6500
	1132820	RECTANGULAR HOLLOW RADIUS 100 x 16 x 1.4 (WEBBED)	MILL FINISH	6500
	1995518	GATE FRAME L (16mm/19mm)	MILL FINISH	6000
	1629869	SLAT F CHANNEL 16.8MM GAP (Suits 16mm Wide RHS)	MILL FINISH	6000
	1620923	SLAT F CHANNEL 22MM GAP (Suits 20mm Channel)	MILL FINISH	6000
	1302130	WINDOW HOOD ARM (200mm)	MILL FINISH	EACH
	1302129		SATIN BLACK	EACH

ITEM MARKED * * ARE BUY IN, PLEASE ENQUIRE FOR LEAD TIME

ROUTERED BOX



CODE	DESCRIPTION	FINISH	HOLE SIZE (MM)	HOLE TYPE	CENTRES (MM)	LGT (MM)
1995708	ROUTERED 50mm BOX	MILL FINISH	65 x 16	STRAIGHT	20.00	6066
1005714	ROUTERED 50mm BOX	MILL FINISH	65 x 16	STRAIGHT	7.60	6066
1005707	ROUTERED 50mm BOX RIGHT	MILL FINISH	65 x 16	ANGLED	OVERLAP	6066
1995704	ROUTERED 50mm BOX LEFT	MILL FINISH	65 x 16	ANGLED	OVERLAP	6066

PUNCHED BOX (RAIL)




CODE	DESCRIPTION	FINISH	HOLE SIZE (MM)	HOLE TYPE	CENTRES (MM)	LGT (MM)
1995726	38x25 PUNCHED RAIL	MILL FINISH	16.7	SINGLE	90.00	2475
1995727	38x25 PUNCHED RAIL	MILL FINISH	16.7	DOUBLE	90.00	2475

GATE EXTRUSIONS

PROFILE	CODE	DESCRIPTION	FINISH	LGT (MM)
	1629870	20mm GATE TRACK (ECONOMY)	MILL FINISH	6000
	1411081	16mm GATE TRACK	MILL FINISH	6000
	1620928	SLIDING GATE GUIDE	MILL FINISH	6500
	1995518	GATE FRAME L	MILL FINISH	6000
	1629871	GATE SLIDING CHANNEL	MILL FINISH	300 6000

ITEM MARKED * * ARE BUY IN, PLEASE ENQUIRE FOR LEAD TIME

ALUMINIUM SPEAR FENCING



CODE	DESCRIPTION	FINISH	LGT (MM)
1070132	40 x 40 BOX - 25.4mm DOUBLE SIDE PUNCHED 125mm Centers	MILL FINISH	2400
		MILL FINISH	6500
1125041	SQ SPEAR PICKET 25 x 25 x 1.2	MILL FINISH	1800
		MILL FINISH	2100
1125040	SQ SPEAR PICKET 25 x 25 x 1.6	MILL FINISH	1800
		MILL FINISH	2100



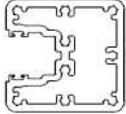
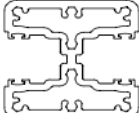
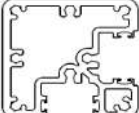


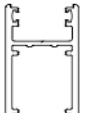
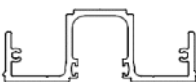


ENDURAL BALUSTRADE SYSTEM

alspec[®]
EVERYTHING ALUMINIUM
& HARDWARE





ALUMINIUM
TRADE CENTRE

ENDURAL - ENGINEERED BALUSTRADING


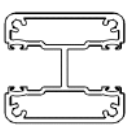
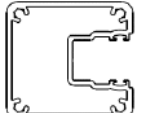
PROFILE	CODE	DESCRIPTION	FINISH	LGT (MM)
	*1629319*	HR506 - 55mm 1 WAY POST (6106 T6)	MILL FINISH	5600
	*1629314*	HR500 - 55mm 2 WAY POST (6106 T6)	MILL FINISH	5600
	*1629313*	HR501 - 55mm 90 DEG POST (6106 T6)	MILL FINISH	5600
	*1629316*	HR503 - 55mm 135 DEG POST (6106 T6)	MILL FINISH	5600
	*1600748*	ME8 - POCKET FILLER	MILL FINISH	6500
	*1629315*	HR502 - 55mm BOTTOM RAIL	MILL FINISH	6500
	*1629320*	HR507 - HAND RAIL BASE (6106 T6)	MILL FINISH	6500

ITEM MARKED * * ARE BUY IN, PLEASE ENQUIRE FOR LEAD TIME

ENDURAL - ENGINEERED BALUSTRADING

PROFILE	CODE	DESCRIPTION	FINISH	LGT (MM)
	*1629318*	HR505 - BULL NOSE TOP RAIL	MILL FINISH	6500
	*1629321*	HR508 - TAPERED TOP RAIL	MILL FINISH	6500
	*1629322*	HR509 - SQUARE TOP RAIL	MILL FINISH	6500
	*1629324*	HR510 - ELLIPTICAL TOP RAIL	MILL FINISH	6500

ENDURAL - MEDIUM CORE DRILL POSTS

PROFILE	CODE	DESCRIPTION	FINISH	LGT (MM)
	*1629327*	HR521 - 55mm HALF POST - ENDURAL MEDIUM	MILL FINISH	6000
	1629325	HR520 - 55mm 2WAY MED. DUTY CORE DRILL POST 6106 T6	MILL FINISH	6500
	1629326	HR526 - 55mm 1WAY MED. DUTY CORE DRILL POST 6106 T6	MILL FINISH	6500
















* The entire Endural and Endural Medium Systems have been fully tested and certified.
ITEM MARKED * * ARE BUY IN, PLEASE ENQUIRE FOR LEAD TIME

ENDURAL - ENGINEERED BALUSTRADING

PROFILE	CODE	DESCRIPTION	FINISH	LGT (MM)
	*1331151*	HRA4 ENDURAL BASE PLATE	MILL FINISH	EACH
	*1331150*	HRA3 ENDURAL BOTTOM RAIL SPIGGOT	MILL FINISH	EACH
	1331110	HRA1 ENDURAL GLASS SUPPORT BLOCK	BLACK PLASTIC	EACH
	*1331152*	HRA5 ENDURAL BASE PLATE COVER	MILL FINISH	EACH
	*1331136*	HRA17 ENDURAL STAND OFF HANDRAIL BRACKET	MILL FINISH	EACH
	*1331137*	HRA18 ENDURAL CORNER STAND OFF BRACKET	MILL FINISH	EACH
	*1331121*	HRA7 M10 X 130mm HIGH TENSILE STUD KIT (Includes studs, washers & nyloc nuts)	316 STAINLESS	10 PACK
	*1331119*	HR505C BULLNOSE TOP RAIL END CAP	MILL FINISH	EACH
	*1331138*	HR508C TAPERED TOP RAIL END CAP	MILL FINISH	EACH
	*1331123*	HR509C SQUARE TOP RAIL END CAP	MILL FINISH	EACH
	*1331139*	HR510C ELLIPTICAL TOP RAIL END CAP	MILL FINISH	EACH

ITEM MARKED * * ARE BUY IN, PLEASE ENQUIRE FOR LEAD TIME






ENDURAL - ENGINEERED BALUSTRADING

PROFILE	CODE	DESCRIPTION	FINISH	LGT (MM)
	*1331111*	HRA2 ENDURAL SQUARE DRESS RING	MILL FINISH	EACH
	*1331140*	HRA19 ENDURAL 135 DEG DRESS RING	MILL FINISH	EACH
	*1331132*	HRA13 ENDURAL POST ENDCAP	MILL FINISH	EACH
	*1331133*	HRA14 ENDURAL POST ENDCAP - 1 WAY	MILL FINISH	EACH
	*1331134*	HRA15 ENDURAL POST ENDCAP - 90 DEG	MILL FINISH	EACH
	*1331135*	HRA16 ENDURAL POST ENDCAP - 2 WAY	MILL FINISH	EACH
	1313079	CE36 2mm BACKING GASKET - CO EXTRUDED	PVC	100m
	*1313081*	CE37 4mm BACKING GASKET - CO EXTRUDED	PVC	100m
	*1313083*	CE49 6mm BACKING GASKET - CO EXTRUDED	PVC	100m
	1376132	GR32 GLAZING WEDGE (TO SUIT 2mm GAP)	PVC	200m
	*1313055*	GR43 GLAZING WEDGE (TO SUIT 3mm GAP)	PVC	200m
	1313056	GR44 GLAZING WEDGE (TO SUIT 4mm GAP)	PVC	200m
	*1313057*	GR45 GLAZING WEDGE (TO SUIT 5mm GAP)	PVC	150m
	*1313058*	GR46 GLAZING WEDGE (TO SUIT 6mm GAP)	PVC	150m
	*1313059*	GR47 GLAZING WEDGE (TO SUIT 7mm GAP)	PVC	150m

ITEM MARKED * * ARE BUY IN, PLEASE ENQUIRE FOR LEAD TIME













BALUSTRADE SECTIONS

50 x 50 SQUARE GLAZING POSTS (Radius Corner)

PROFILE	CODE	DESCRIPTION	FINISH	LGT (MM)
	1629860	50mm SQUARE 1 WAY GLAZING POST STRCUTURAL GRADE	MILL FINISH	6000
	1629861	50mm SQUARE 2 WAY GLAZING POST STRUCTURAL GRADE	MILL FINISH	6000
	1632743	GLAZING POST 50mm SQUARE RADIUS 90 DEGREE STRUCTURAL GRADE	MILL FINISH	6000
	1632748	GLAZING POST 50mm SQUARE RADIUS 135 DEGREE STRUCTURAL GRADE	MILL FINISH	6000
	1629853	HR7169 GLAZING POCKET FILLER	MILL FINISH	6000

ITEM MARKED * * ARE BUY IN, PLEASE ENQUIRE FOR LEAD TIME

BALUSTRADE SECTIONS

PROFILE	CODE	DESCRIPTION	FINISH	LGT (MM)
	*1629816*	GLAZING TUBE CAPTIVE 60mm ROUND	MILL FINISH	6500
	1629839	OVAL HOLLOW 70 x 30 (FLAT BOTTOM)	MILL FINISH	6500
	1629881	OVAL HOLLOW 70 x 40 (FLAT BOTTOM)	MILL FINISH	6500
	1629872	LADIES WAIST HANDRAIL	MILL FINISH	6500
	1629863	SMALL LADIES WAIST CAP	MILL FINISH	6500
	1620098	Q1811 HANDRAIL CHANNEL 38x25	MILL FINISH	6500
	1620114	FP58 INFILL Q1812	MILL FINISH	3000
	1600520	ASGC42 CAPTIVE GLAZ. CHANNEL	MILL FINISH	6000
	*1600435*	ASGC3 GLAZING CHANNEL	MILL FINISH CLEAR ANODISE	6500
	*1600455*	ASGC5 GLAZING BEAD 25mm	MILL FINISH CLEAR ANODISE	6500
	*1600445*	ASGC4 GLAZING ADAPTOR 25mm	MILL FINISH CLEAR ANODISE	6500
	1620300	FLUTED BALLUSTER 12.7 x 12.7 x 1.6mm	MILL FINISH	6500

ITEM MARKED * * ARE BUY IN, PLEASE ENQUIRE FOR LEAD TIME



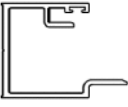



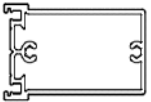

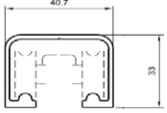
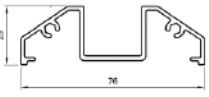
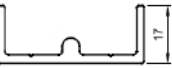


CITYSCAPE OPERABLE LOUVRE SYSTEM

alspec[®]
EVERYTHING ALUMINIUM
& HARDWARE

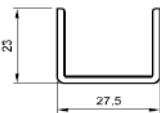
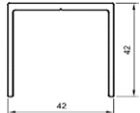


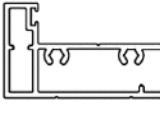
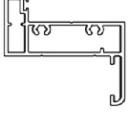
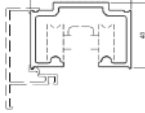
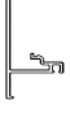
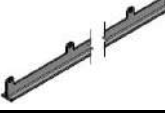

ALUMINIUM
TRADE CENTRE

CITYSCAPE - OPERABLE LOUVRE SYSTEM

PROFILE	CODE	DESCRIPTION	FINISH	LGT (MM)
	1634063	SCS113 - ELLIPTICAL 89mm LOUVRE BLADE	MILL FINISH	6500
	*1634200*	SCS200P - CITYSCAPE 60 x 35 STILE (PUNCHED)	MILL FINISH	5100
	*1634212*	SCS212P - CITYSCAPE SELF MATING STILE (PUNCHED)	MILL FINISH	5100
	*1634201*	SCS201 - CITYSCAPE 66mm RAIL	MILL FINISH	3600
	*1634202*	SCS202 - CITYSCAPE 90mm RAIL	MILL FINISH	3600
	*1634203*	SCS203 - CITYSCAPE ADJUSTABLE RAIL SLEEVE	MILL FINISH	3600
	*1634204*	SCS204 - CITYSCAPE ADJUSTABLE RAIL	MILL FINISH	3600
	*1634205*	SCS205 - CITYSCAPE MIDRAIL	MILL FINISH	3600
	*1630013*	SCS11 - TRACK	MILL FINISH	6500
	*1634208*	SCS208 - CITYSCAPE SILL TRACK	MILL FINISH	6500
	*1634213*	SCS213 - CITYSCAPE BOTTOM CHANNEL	MILL FINISH	6500


ITEM MARKED * * ARE BUY IN, PLEASE ENQUIRE FOR LEAD TIME

CITYSCAPE - OPERABLE LOUVRE SYSTEM

PROFILE	CODE	DESCRIPTION	FINISH	LGT (MM)
	*1630015*	SCS12 - SILL CHANNEL	MILL FINISH	6.5
	*1634209*	SCS209 - 42mm x 42mm FIXED PANEL CHANNEL	MILL FINISH	6.5
	*1634210*	SCS210 - CITYSCAPE H COUPLER	MILL FINISH	5.1
	*1634211*	SCS211 - CITYSCAPE FLYSCREEN BUILD OUT	MILL FINISH	6.5
	*1634214*	SCS215 - CITYSCAPE HINGED FRAME	MILL FINISH	6.5
	*1634216*	SCS216 - CITYSCAPE HINGED OVERLAP FRAME	MILL FINISH	6.5
	*1634206*	SCS206 - CITYSCAPE HEAD TRACK	MILL FINISH	6.5
	*1634207*	SCS207 - CITYSCAPE PELMET	MILL FINISH	6.5
	*1634214*	SCS214 - CITYSCAPE TILT BAR	MILL FINISH	2.136
	1313351	SCA002 FIXED PIN END CAP SCS113 WHITE	WHITE	EACH
	1313354	SCA005 SPRING LOADED END CAP SCS113 WHITE	WHITE	EACH
	1313350	SCA001 FIXED PIN END CAP SCS113 BLACK	BLACK	EACH
	1313353	SCA004 SPRING LOADED END CAP SCS113 BLACK	BLACK	EACH

ITEM MARKED * * ARE BUY IN, PLEASE ENQUIRE FOR LEAD TIME

CITYSCAPE - OPERABLE LOUVRE SYSTEM

PROFILE	CODE	DESCRIPTION	FINISH	LGT (MM)
	1374010	A125 - ALUMINIUM BIFOLD HINGE 100mm x 35mm	CLEAR ANODISE	EACH
	1364069	NO39 UNIVERSAL ALUMINIUM HINGE	CLEAR ANODISE	EACH
	1313323	CITYSCAPE - 4 WHEEL INTERMEDIATE HANGER	STAINLESS	EACH
	1313322	CITYSCAPE UPPER END HANGER BK21EN-A2	STAINLESS	EACH
	*1313321*	CITYSCAPE LOWER END GUIDE BK21ER-A	STAINLESS	EACH
	*1313020*	SCS001 SLIDING BLOCK KIT	N/A	EACH
	*1313021*	SCS002 PIVOT ADAPTOR KIT	N/A	EACH
	*1313325*	SURFACE MOUNT BARREL BOLT	STAINLESS	EACH
	*1378057*	10mm DIAMETER HOLE PLUG WHITE	WHITE	EACH
	1378017	10mm DIAMETER HOLE PLUG BLACK	BLACK	EACH

OTHER ACCESSORIES ARE AVAILABLE. PLEASE PHONE YOUR NEAREST ALSPEC BRANCH FOR DETAILS
ITEM MARKED * * ARE BUY IN, PLEASE ENQUIRE FOR LEAD TIME

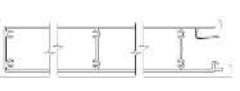


SOLAIRE FIXED LOUVRE SYSTEM

alspec[®]
EVERYTHING ALUMINIUM
& HARDWARE



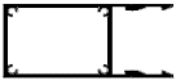


**ALUMINIUM
TRADE CENTRE**

SOLAIRE - FIXED LOUVRE SYSTEM

PROFILE	CODE	DESCRIPTION	FINISH	LGT (MM)
	1632681	LVE351 150mm x 45mm ELLIPTICAL MATING LOUVRE	MILL FINISH	6500
	1632682	LVE352 150mm x 45mm RECTANGULAR MATING LOUVRE MIDDLE	MILL FINISH	6500
	1632683	LVE353 17mm x 45mm LOUVRE END CAP	MILL FINISH	6500
	1632642	LVE304 - 45mm LOUVRE CHANNEL	MILL FINISH	6500
	1632685	LVE355 83mm x 45mm RECTANGULAR MATING LOUVRE	MILL FINISH	6500
	1632686	LVE356 150mm x 45mm RECTANGULAR MATING LOUVRE END	MILL FINISH	6500
	1632688	LVE358 225 x 45mm RECTANGULAR MATING LOUVRE	MILL FINISH	6500
	1632670	LVB1 - STRUCTURAL 45mm F BRACKET	MILL FINISH	6500
	1632671	LVB2 - STRUCTURAL 45mm CHANNEL	MILL FINISH	6500
	1636733	LVB4 - 45mm LOUVRE LOCKING BAR	MILL FINISH	6500

ITEM MARKED * * ARE BUY IN, PLEASE ENQUIRE FOR LEAD TIME

SOLAIRE - BATTERN SYSTEM

PROFILE	CODE	DESCRIPTION	FINISH	LGT (MM)
	1633001	LVE501 - 50mm SOLAIRE BATTERN INFILL	MILL FINISH	6500
	1633002	LVE502 - 50 x 50mm SOLAIRE BATTERN	MILL FINISH	6500
	1633003	LVE503 - 100 x 50mm SOLAIRE BATTERN	MILL FINISH	6500
	1633004	LVE504 - 150 x 50mm SOLAIRE BATTERN	MILL FINISH	6500
	*1633005*	LVE505 - 200 x 50mm SOLAIRE BATTERN	MILL FINISH	6500












ITEM MARKED * * ARE BUY IN, PLEASE ENQUIRE FOR LEAD TIME

LOUVRE SECTIONS

PROFILE	CODE	DESCRIPTION	FINISH	LGT (MM)
	1632041	LOUVRE BLADE 88 x 14	MILL FINISH	6500
	*1632110*	LVE100 - LOUVRE BLADE 100 x 20	MILL FINISH	6500
	1632620	LVE150 - LOUVRE BLADE 150 x 30	MILL FINISH	6500
	1632622	LVE200 - LOUVRE BLADE 200 x 25	MILL FINISH	6500
	*1632650*	LVE203 - LOUVRE BLADE 200 x 30	MILL FINISH	6500
	*1632649*	LVE202 - LOUVRE BLADE 200 x 40	MILL FINISH	6500
	*1632625*	LVE300 - LOUVRE BLADE 300 x 50	MILL FINISH	6500





ITEM MARKED * * ARE BUY IN, PLEASE ENQUIRE FOR LEAD TIME

LOUVRE BLADES

PROFILE	CODE	DESCRIPTION	FINISH	LGT (MM)
	1632121	LV121 - FIXED LOUVRE BLADE 51mm (WITH SCREW FLUTES)	MILL FINISH	6000
	*1632122*	LV122 - LOUVRE FRAME (SUITS LV121)	MILL FINISH	6500
	1632608	LV50 - 50mm MURRAY LOUVRE	MILL FINISH	6500
	*1632711*	LV70 - LOUVRE FIXED 70 x 32	MILL FINISH	6500
	*1632064*	LV89 - LOUVRE FIXED 76 x 89	MILL FINISH	6500
	*1632002*	LV96 - STORM LOUVRE	MILL FINISH	6500
	1632129	LV129 - 129mm LOUVRE FIXED	MILL FINISH	6500
	*1632103*	LV102B - LOUVRE BRACKET (SUITS LV129)	MILL FINISH	6500
	*1632001*	LV95 - TWO STAGE LOUVRE	MILL FINISH	6500
	1632199	LV200 - LOUVRE FIXED	MILL FINISH	6500
	*1632201*	LV201B - LOUVRE BRACKET (SUITS LV200)	MILL FINISH	6500

ITEM MARKED * * ARE BUY IN, PLEASE ENQUIRE FOR LEAD TIME

LOUVRE BLADES

PROFILE	CODE	DESCRIPTION	FINISH	LGT (MM)
	*1632042*	LV60 - FIXED LOUVRE BLADE 60 x 20mm	MILL FINISH	6500
	*1632005*	LV80 - FIXED LOUVRE BLADE 80 x 20mm	MILL FINISH	6500
	*1632621*	LVE150B - BRACKET TO SUIT LVE150	MILL FINISH	Ex-Mill
	*1632623*	LVE200B - BRACKET TO SUIT LVE200	MILL FINISH	Ex-Mill

ITEM MARKED * * ARE BUY IN, PLEASE ENQUIRE FOR LEAD TIME





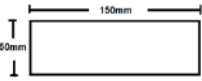
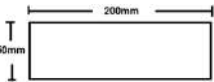





WIDESPAN PATIO SYSTEM

alspec[®]
EVERYTHING ALUMINIUM
& HARDWARE

**ALUMINIUM
TRADE CENTRE**

WIDESPAN - PATIO SYSTEM

PROFILE	CODE	DESCRIPTION	FINISH	LGT (MM)
	1873348	WIDESPAN BEAM 200 x 50mm	MILL FINISH	7500
			PEARL WHITE	
			SURFMIST SATIN	
			NIGHT SKY SATIN	
			MONUMENT SATIN	
	1873351	WIDESPAN I BEAM 200mm	MILL FINISH	7500
	1873349	WIDESPAN BEAM 250 x 50mm	MILL FINISH	8000
			PEARL WHITE	
	1873352	WIDESPAN I BEAM 250mm	MILL FINISH	8000
	1501661	RHS 150x50x3mm SQ CNR RB6	MILL FINISH	6.500
			PEARL WHITE	
	1501873	RHS 200x50x3mm SQ CNR RB8	MILL FINISH	6.500
			PEARL WHITE	
			SURMIST SATIN	
			NIGHT SKY SATIN	
			MONUMENT SATIN	
	1501900	BOX RADIUS 90x2mm - SB9A	MILL FINISH	6000
			PEARL WHITE	
			SURMIST SATIN	
			NIGHT SKY SATIN	
			MONUMENT SATIN	
	1125215	BOX RADIUS 100x3.2mm (Small Radius)	Mill Finish	6.500
			PEARL WHITE	6.500
			SURMIST SATIN	6.500
			NIGHT SKY SATIN	6.500
			MONUMENT SATIN	6.500
	1125253	BOX RADIUS 150x3mm	Mill Finish	6.500
			PEARL WHITE	6.500
			SURMIST SATIN	6.500
			NIGHT SKY SATIN	6.500
			MONUMENT SATIN	6.500







ITEM MARKED * * ARE BUY IN, PLEASE ENQUIRE FOR LEAD TIME

WIDESPAN - PATIO SYSTEM

PROFILE	CODE	DESCRIPTION	FINISH
	1314602	GENERIC BEAM CONNECTOR STRAIGHT 200 x 50 x 3.0mm	MILL FINISH
	1314603	GENERIC BEAM CONNECTOR STRAIGHT 250 x 50 x 3.0mm	
	1314604	GENERIC BEAM CONNECTOR STRAIGHT 300 x 50 x 3.0mm	
	1314605	WIDESPAN BEAM CONNECTOR STRAIGHT 100 x 50mm	
	1314606	WIDESPAN BEAM CONNECTOR STRAIGHT 150 x 50mm	
	1314607	WIDESPAN BEAM CONNECTOR STRAIGHT 200 x 50mm	
	1314608	WIDESPAN BEAM CONNECTOR STRAIGHT 250 x 50mm	
	1131559	POST BASE CONNECTOR 90 x 90 X 2.0mm	MILL FINISH
	1131560	POST BASE CONNECTOR 100 x 100 x 3.2mm	
	1131561	POST BASE CONNECTOR 150 x 150 x 3.0mm	
	1131563	BEAM CONNECTOR 90 - 150/200mm POST	MILL FINISH
	1131564	BEAM CONNECTOR 90 - 250/300mm POST	
	1131566	BEAM CONNECTOR 100 - 150/200mm POST	
	1131567	BEAM CONNECTOR 100 - 250/300mm POST	
	1131568	BEAM CONNECTOR 150 - 150/200mm POST	
	1131569	BEAM CONNECTOR 150 - 250/300mm POST	
	1314609	GENERIC BEAM CONNECTOR 90 DEG 100 x 50 x 3.0mm	MILL FINISH
	1314610	GENERIC BEAM CONNECTOR 90 DEG 150 x 50 x 3.0mm	
	1314611	GENERIC BEAM CONNECTOR 90 DEG 200 x 50 x 3.0mm	
	1314612	GENERIC BEAM CONNECTOR 90 DEG 250 x 50 x 3.0mm	
	1314613	GENERIC BEAM CONNECTOR 90 DEG 300 x 50 x 3.0mm	
	1314614	WIDESPAN BEAM CONNECTOR 90 DEG 100 x 50mm	
	1314615	WIDESPAN BEAM CONNECTOR 90 DEG 150 x 50mm	
	1314616	WIDESPAN BEAM CONNECTOR 90 DEG 200 x 50mm	
	1131533	WIDESPAN END CONNECTOR 200 x 50mm ADJUSTABLE PART A	MILL FINISH
	1131533	WIDESPAN END CONNECTOR 250 x 50mm ADJUSTABLE PART A	
	1131536	GENERIC BEAM END CONNECTOR 200 x 50 x 3mm ADJUSTABLE PART A	
	1131537	GENERIC BEAM END CONNECTOR 250 x 50 x 3mm ADJUSTABLE PART A	
	1131542	WIDESPAN END CONNECTOR 200 x 50mm ADJUSTABLE PART B	
	1131543	WIDESPAN END CONNECTOR 250 x 50mm ADJUSTABLE PART B	
	1131546	GENERIC BEAM END CONNECTOR 200 x 50 x 3mm ADJUSTABLE PART B	
	1131547	GENERIC BEAM END CONNECTOR 250 x 50 x 3mm ADJUSTABLE PART B	
	1131552	WIDESPAN END CONNECTOR 200 x 50mm ADJUSTABLE PART C	
	1131553	WIDESPAN END CONNECTOR 250 x 50mm ADJUSTABLE PART C	
	1131556	GENERIC BEAM END CONNECTOR 200 x 50 x 3mm ADJUSTABLE PART C	
	1131557	GENERIC BEAM END CONNECTOR 250 x 50 x 3mm ADJUSTABLE PART C	
	1314624	CONNECTOR BOLT TYPE 1 (50mm Post)	SATIN STAINLESS STEEL
	1314625	CONNECTOR BOLT TYPE 2 (90mm Post)	
	1314626	CONNECTOR BOLT TYPE 3 (100mm Post)	
1314627	CONNECTOR BOLT TYPE 4 (150mm Post)		

ITEM MARKED * * ARE BUY IN, PLEASE ENQUIRE FOR LEAD TIME

WIDESPAN - PATIO SYSTEM

PROFILE	CODE	DESCRIPTION	FINISH
	1307025	WIDESPAN BEAM ENDCAP 150X50	MILL FINISH
			PEARL WHITE
			SURMIST SATIN
			NIGHT SKY SATIN
			MONUMENT SATIN
	1307026	WIDESPAN BEAM ENDCAP 200X50	MILL FINISH
			PEARL WHITE
			SURMIST SATIN
			NIGHT SKY SATIN
			MONUMENT SATIN
	1307027	WIDESPAN BEAM ENDCAP 250X50	MILL FINISH
			PEARL WHITE
			SURMIST SATIN
			NIGHT SKY SATIN
			MONUMENT SATIN
	1379657	ENDCAP POST 90 x 90mm 2.0mm RE ALUMINIUM CNC	MILL FINISH
			PEARL WHITE
			SURMIST SATIN
			NIGHT SKY SATIN
			MONUMENT SATIN
	1331582	ENDCAP POST 100 x 100mm 3.2mm x 2mm RAD ALUMINIUM CNC	MILL FINISH
			PEARL WHITE
			SURMIST SATIN
			NIGHT SKY SATIN
			MONUMENT SATIN
	1331583	ENDCAP POST 150 x 150mm x 3mm RE ALUMINIUM CNC	MILL FINISH
			PEARL WHITE
			SURMIST SATIN
			NIGHT SKY SATIN
			MONUMENT SATIN

ITEM MARKED * * ARE BUY IN, PLEASE ENQUIRE FOR LEAD TIME

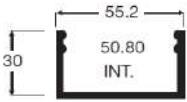
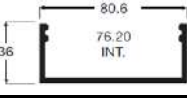

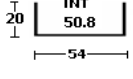
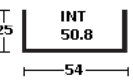
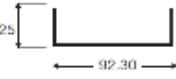
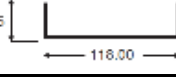
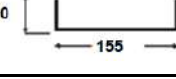
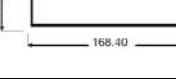
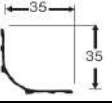
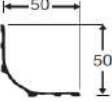
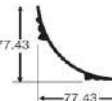
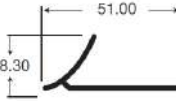


COOLROOM ANNEXE

alspec[®]
EVERYTHING ALUMINIUM
& HARDWARE

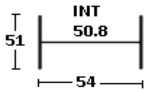

ALUMINIUM
TRADE CENTRE

COOL ROOM ANNEXE

PROFILE	CODE	DESCRIPTION	FINISH	LGT (MM)
	1500016	COOLROOM BASE CHANNEL 50 x 30	MILL FINISH	6500
	1920012	COOLROOM BASE CHANNEL 76 x 36	MILL FINISH	6500
	1920220	COOLROOM BASE CHANNEL 100 x 36	MILL FINISH	6500
	*1520077*	COOLROOM CHANNEL 54 x 20	MILL FINISH	6500
	1920002	COOLROOM CHANNEL 54 x 25	MILL FINISH	6500
	1920018	COOLROOM CHANNEL 92 x 25	MILL FINISH	6500
	*1920067*	COOLROOM CHANNEL 118 x 25	MILL FINISH	6500
	*1920014*	COOLROOM CHANNEL 155 x 40	MILL FINISH	6500
	*1920077*	COOLROOM CHANNEL 168 x 25	MILL FINISH	6500
	1920047	CR4 35mm COOLROOM COVING	MILL FINISH	6500
	1920037	CR3 50mm COOLROOM COVING	MILL FINISH	6500
	1920007	75mm COOLROOM COVING	MILL FINISH	6500
	*1920005*	ARROW HEAD COVING	MILL FINISH	6500

ITEM MARKED * * ARE BUY IN, PLEASE ENQUIRE FOR LEAD TIME

COOL ROOM ANNEXE

PROFILE	CODE	DESCRIPTION	FINISH	LGT (MM)
	*1520017*	COOLROOM H-MOULD / JOINER 54 x 51	MILL FINISH	6500
	1920227	CR17 71.5 x 30mm COOLROOM DOOR TRACK 6106 T6	MILL FINISH	6500

ITEM MARKED * * ARE BUY IN, PLEASE ENQUIRE FOR LEAD TIME




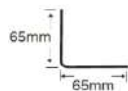
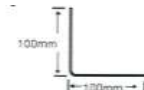









TRANSPORT EXTRUSIONS & TRAY SYSTEMS

alspec[®]
EVERYTHING ALUMINIUM
& HARDWARE






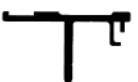


**ALUMINIUM
TRADE CENTRE**

TRANSPORT SECTIONS

PROFILE	CODE	DESCRIPTION	FINISH	LGT (MM)
	1933821	DOUBLE RUB RAIL 109mm	MILL FINISH	6500
	*1331315*	ENDCAP CAST - SUITS 1933821	CAST	EACH
	*1933822*	RIBBED HEADBOARD 229mm	MILL FINISH	6500
	1930612	Transport Angle 65 x 65 Polished	POLISHED	6500
	1930611	Transport Angle 100 x 100 Polished	POLISHED	6500
	1331314	Transport Angle Cast Corner (Suits 100 x 100)	CAST	EACH
	1930613	Bottom Guide Rail Polished	POLISHED	6500
	1331339	ROPE RAIL BRACKET - SUITS 25mm TUBE	MILL FINISH	4000
	1331338	ROPE RAIL BRACKET - SUITS 32mm TUBE	MILL FINISH	4000
	1930616	UNIVERSAL CHANNEL 41x22	MILL FINISH	6000
	1032582	ANGLE 50 x 50 x 3mm RADIUS	MILL FINISH	6500
	1032583	ANGLE 76 x 38 x 4mm RADIUS	MILL FINISH	6500

ITEM MARKED * * ARE BUY IN, PLEASE ENQUIRE FOR LEAD TIME

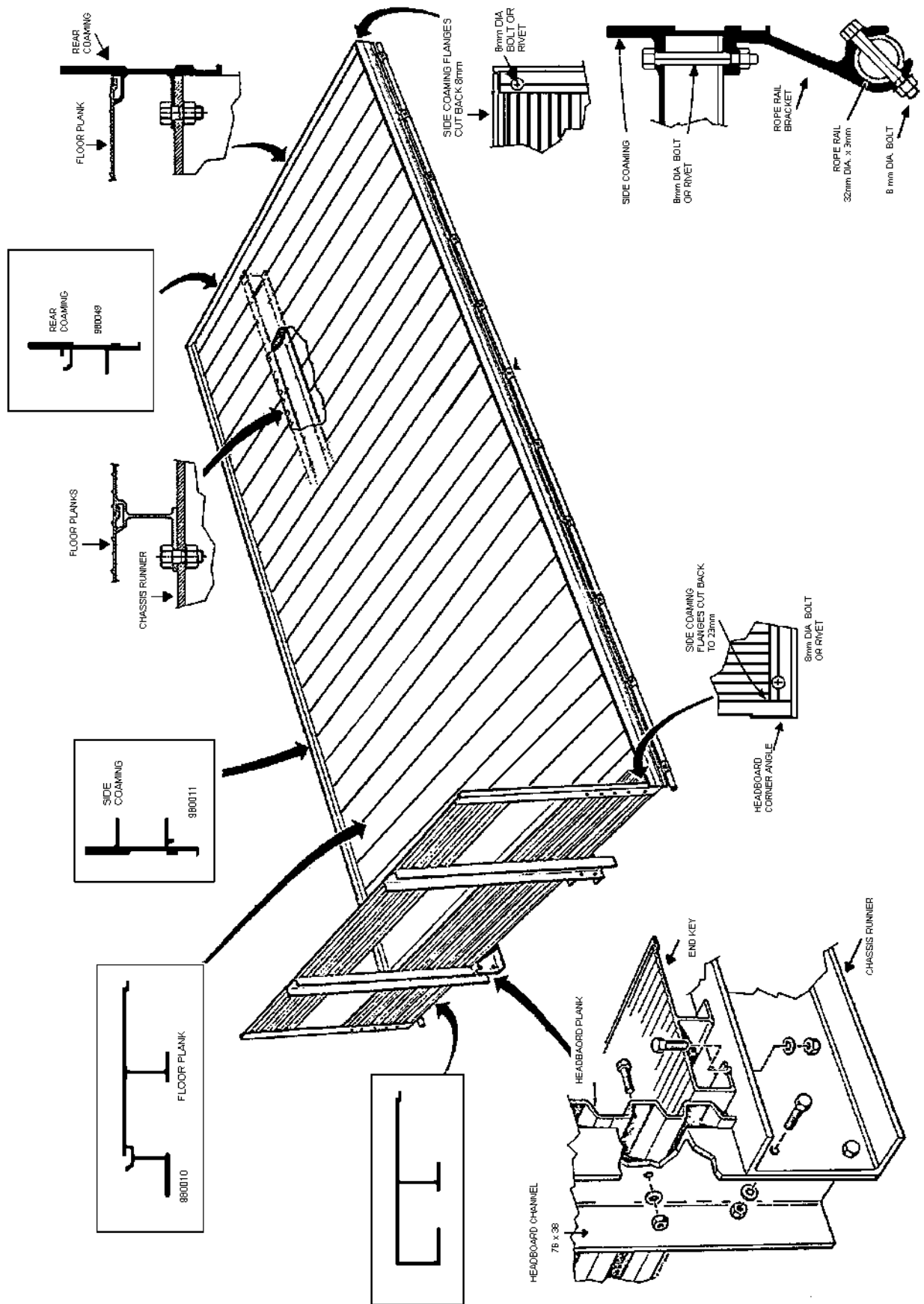
TRANSPORT SECTIONS

PROFILE	CODE	DESCRIPTION	FINISH	LGT (MM)
	1910030	WINDSCREEN SURROUND 19.1mm	MILL FINISH	5000
			PEARL WHITE	5000
	1902500	J MOULD 6060 T1	MILL FINISH	4000
	1930618	FLOOR PLANK 150 x 30mm	MILL FINISH	6000
	1930617	FRONT / STARTER PLANK 30mm	MILL FINISH	5700
	1930619	REAR COAMING 30mm	MILL FINISH	5700
	1930620	SIDE COAMING 30mm	MILL FINISH	5100
	1933812	225mm DROP SIDE TRAY BODY	MILL FINISH	2800
	1882682	H/DUTY UTE SIDING 285mm	MILL FINISH	7300

ITEM MARKED * * ARE BUY IN, PLEASE ENQUIRE FOR LEAD TIME

40 MM TRAY SYSTEM

HEADBOARD DESIGN IS OPTIONAL














ALUMINIUM FAÇADE EXTRUSIONS

alspec[®]
EVERYTHING ALUMINIUM
& HARDWARE

ALUMINIUM
TRADE CENTRE

ALUMINIUM FAÇADE SECTIONS

PROFILE	CODE	DESCRIPTION	FINISH	LGT (MM)
	1629894	FACADE TOP HAT 90 x16 x 2.5	MILL FINISH	6500
	1629895	FACADE TOP HAT 90 x 22.5 x 2.5	MILL FINISH	6500
	1629896	FACADE TOP HAT 90 x 25 x 2.5	MILL FINISH	6500
	1629890	FACADE TOP HAT 100 x 27 x 2.3	MILL FINISH	6000
	1629892	FACADE TOP HAT 120 x 30 x 2.3	MILL FINISH	6000
	1629891	FACADE TOP HAT 100 x 37 x 3	MILL FINISH	6000
	1629893	FACADE TOP HAT 120 x 40 x 3	MILL FINISH	6000
	1680101	Z-SECT 18.7 x 24.1 x 18.7 x 1.6	MILL FINISH	6000
	1680102	Z-SECT 18.7 x 25.4 x 18.7 x 1.4	MILL FINISH	6000

ITEM MARKED * * ARE BUY IN, PLEASE ENQUIRE FOR LEAD TIME





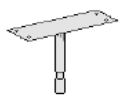


MISCELLANEOUS EXTRUSIONS





alspec[®]
EVERYTHING ALUMINIUM
& HARDWARE

ALUMINIUM
TRADE CENTRE

ALUMINIUM SEATING






PROFILE	CODE	DESCRIPTION	FINISH	LGT (MM)
	*1901250*	250mm SEAT EXTRUSION / SPECTATOR SEAT	CLEAR ANODISE	6000
	*1901500*	CAST END CAP FOR SEAT PLANK	MILL FINISH	EACH
	*1901200*	SPECTATOR SEAT BACKREST	CLEAR ANODISE	6000
	*1901501*	CAST END CAP FOR SEAT BACKREST	MILL FINISH	EACH
	*1901261*	SEAT SUPPORT WITH BACKREST (TYPE 6) 400mm and 500mm HIGH AVAILABLE	MILL FINISH	EACH
	*1901260*	SEAT STAND (TYPE 4) 400mm and 500mm HIGH AVAILABLE	MILL FINISH	EACH
	*1901268*	SEAT STAND TEE (TYPE 2) 400mm and 500mm HIGH AVAILABLE	MILL FINISH	EACH

WHEELCHAIR THRESHOLDS

PROFILE	CODE	DESCRIPTION	FINISH	LGT (MM)
	1602008	AD008 - 100mm x 20mm DISABLED THRESHOLD	CLEAR ANODISE	6500
	*1668900*	AS1800 - 100mm x 8mm DISABLED TRESHOLD	CLEAR ANODISE	3000
	1668901	AS1801 - 100mm LOW PROFILE THRESHOLD	CLEAR ANODISE	3000
	*1600218*	AS1857 150mm DISABLED RAMP THRESHOLD	CLEAR ANODISE	6500






ITEM MARKED * * ARE BUY IN, PLEASE ENQUIRE FOR LEAD TIME

ALUMINIUM STAIRS






PROFILE	CODE	DESCRIPTION	FINISH	LGT (MM)
	1965499	50mm STAIRTREAD (available cut to size)	MILL FINISH	6050
	1331313	50mm STAIRTREAD END CAP CNC CUT	MILL FINISH	Each
	1911100	BULLNOSE STAIRTREAD 46mm	MILL FINISH	4000
	1680111	FLUTED ANGLE 25.4mm (6060T1)	MILL FINISH	4000
	1680112	FLUTED FLAT BAR 38.1mm	MILL FINISH	4000

ITEM MARKED * * ARE BUY IN, PLEASE ENQUIRE FOR LEAD TIME

PLANKS





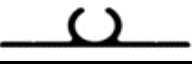


PROFILE	CODE	DESCRIPTION	FINISH	LGT (MM)
	1955013	227mm x 46mm SCAFFOLD PLANK ASSEMBLED	MILL FINISH	3000
	1955104	227mm x 46mm SCAFFOLD PLANK ASSEMBLED	MILL FINISH	4000
	1955015	227mm x 46mm SCAFFOLD PLANK ASSEMBLED	MILL FINISH	5000
	1955016	227mm x 46mm SCAFFOLD PLANK ASSEMBLED	MILL FINISH	6000
	1955520	CAST END CAP FOR SCAFFOLD PLANKS	ALSPEC GREEN	Each

SIGNS




PROFILE	CODE	DESCRIPTION	FINISH	LGT (MM)
	1650981	ROAD SIGN CHANNEL 28mm	MILL FINISH	6500
	1650261	SIGN BOX 150mm	MILL FINISH	6500
	1650361	SIGN BOX 200mm	MILL FINISH	6500
	1650262	SIGN BLADE BULBED 150mm	MILL FINISH	6000
	1650753	SIGN BLADE BULBED 203mm	MILL FINISH	6500

ITEM MARKED * * ARE BUY IN, PLEASE ENQUIRE FOR LEAD TIME

SAIL TRACKS




PROFILE	CODE	DESCRIPTION	FINISH	LGT (MM)
	1927215	SAIL TRACK SINGLE THROAT TO SUIT 6mm	MILL FINISH	6000
			CLEAR ANODISE	
			SATIN BLACK	
			PEARL WHITE	
	*1927728*	SAIL TRACK SINGLE THROAT 90 DEGREE	MILL FINISH	6500
	1927213	SAIL TRACK SINGLE THROAT TO SUIT 10mm	MILL FINISH	6000
	1927180	SAIL TRACK DOUBLE THROAT TO SUIT 6mm	MILL FINISH	6000
	1915505	SAIL TRACK DOUBLE FLANGE TO SUIT 6mm	MILL FINISH	6500
			PEARL WHITE	
	1927722	SAIL TRACK H/DUTY SINGLE - M12	MILL FINISH	6500
	1927729	SAIL TRACK H/DUTY DOUBLE	MILL FINISH	6500

CARAVAN TRIM

PROFILE	CODE	DESCRIPTION	FINISH	LGT (MM)
	1911411	CARAVAN TRIM (WITH LEG)	SATIN BLACK	5000
			PEARL WHITE	
	1911401	CARAVAN TRIM FLAT (NO LEG)	SATIN BLACK	5000
			PEARL WHITE	
	1911412	CARAVAN TRIM RUBBER INSERT - 200m ROLL	BLACK	200m







ITEM MARKED * * ARE BUY IN, PLEASE ENQUIRE FOR LEAD TIME

MARINE SECTIONS

PROFILE	CODE	DESCRIPTION	FINISH	LGT (MM)
	*1062210*	TOP HAT 63.5mm	MILL FINISH	5000
	*1927721*	BOAT GUNNEL AA7182	MILL FINISH	6000
	1910030	WINDSCREEN SURROUND 19.1mm	MILL FINISH	5000
			PEARL WHITE	5000




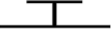


ITEM MARKED * * ARE BUY IN, PLEASE ENQUIRE FOR LEAD TIME

EDGINGS AND MOULDINGS

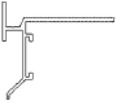

PROFILE	CODE	DESCRIPTION	FINISH	LGT (MM)
	1061035	D-MOULD 15.9mm	MILL FINISH	4000
	1061030	D-MOULD 25.4mm	MILL FINISH	4000
	1061036	D-MOULD 31.8mm	MILL FINISH	4000
	1061037	D-MOULD 38.1mm	MILL FINISH	4000
	1916081	TABLE EDGE 20.6mm	MILL FINISH	4000
	*1916060*	TABLE EDGE 29.4mm	MILL FINISH	4000

ITEM MARKED * * ARE BUY IN, PLEASE ENQUIRE FOR LEAD TIME

WALLBOARD





PROFILE	CODE	DESCRIPTION	FINISH	LGT (MM)
	1912400	WALLBOARD CAPPING 4.8mm GAP	CLEAR ANODISE	4000
	1912451	H-MOULD 42 x 6.10mm GAP 3.30mm	MILL FINISH	5200
	1912451	H-MOULD 42 x 6.10mm GAP 3.30mm	TEXTURA BLACK	5200
	1680117	JOINER 4.2mm GAP	MILL FINISH	6500
	1912610	JOINER 12mm GAP	MILL FINISH	4000
	1680116	CAPPING CHANNEL 3.3mm GAP	MILL FINISH	6500
	1629897	SLAT BOARD ROUNDED	MILL FINISH	2400

TILING TEES


PROFILE	CODE	DESCRIPTION	FINISH	LGT (MM)
	1064634	SUB SILL TILING TEE - PUNCHED	MILL FINISH	5000
			CLEAR ANODISE	
	1313349	SUB SILL TILING TEE EXTERNAL CORNER	CLEAR ANODISE	EACH

ITEM MARKED * * ARE BUY IN, PLEASE ENQUIRE FOR LEAD TIME

SKIRTING

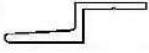
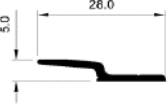

PROFILE	CODE	DESCRIPTION	FINISH	LGT (MM)
	1616800	SKIRTING 100mm	CLEAR ANODISE	3600
	1616850	SKIRTING 150mm	CLEAR ANODISE	3600
	1376203	SR1B-50 SKIRTING RUBBER 50MTR	BLACK	ROLL
	1376208		GREY	
	1379031	SK1 - MULTI-FIT PLASTIC SKIRTING ENDCAP OR CORNER	BLACK	EACH
			GREY	

TICKET STRIP

PROFILE	CODE	DESCRIPTION	FINISH	LGT (MM)
	1914402	50mm TICKET STRIP	CLEAR ANODISE	4000

ITEM MARKED * * ARE BUY IN, PLEASE ENQUIRE FOR LEAD TIME

SECURITY PRODUCTS

PROFILE	CODE	DESCRIPTION	FINISH	LGT (MM)
	1410104	HD10 - EXTENDED 7mm OFFSET INTERLOCK	MILL FINISH	4300
	1410036	HD3 - OFFSET INTERLOCK	MILL FINISH	4300
	1411011	ST11 TRACK - SILL PLANT	WHTIE SATIN	4200

ITEM MARKED * * ARE BUY IN, PLEASE ENQUIRE FOR LEAD TIME



HARDWARE

alspec[®]
EVERYTHING ALUMINIUM
& HARDWARE


ALUMINIUM
TRADE CENTRE

HINGES

PROFILE	CODE	DESCRIPTION
	1332063	MAGNALATCH SIDE PULL SERIES 2 WITH LOCK - MLSPS2L
	1332010	MAGNALATCH SIDE PULL SERIES 2 - MLSPS2
	1336000	MAGNALATCH TOP PULL SERIES 3 - ML3TPLA
	1332043	LOKKLATCH LLA BLACK
	1332160	LOKKLATCH DELUXE SERIES 3 KD LLD3KD BLK
	1332025	TRUCLOSE HINGE METAL - TCA1S3BT
	1332030	TRUCLOSE H/D HINGE METAL - TCHD1AS3BT
	1336013	MAGNALATCH & TRUCLOSE HINGES COMBO KIT MTSTDKS2CAP/MTSTDKS3LA
	1332022	KWIKFIT HINGE PLAIN METAL / WOOD - KF3P
	1332023	KWIKFIT HINGE SELF CLOSING METAL / WOOD - KF3S
	1332175	Q BOLT 24in / 610mm NARROW BRACKET FOR METAL - QB124
	1332121	LOKK BOLT 610mm DROP BOLT FOR 24in METAL GATES - LB124BX-LA
	1332080	GATE STOP - TGCS3

ITEM MARKED * * ARE BUY IN, PLEASE ENQUIRE FOR LEAD TIME

SILICONE, SEALANTS & ADHESIVES


PROFILE	DESCRIPTION	
	<p>100% NEUTRAL CURE SILICONE 310g Cartridge</p> <p>Neutral curing silicone adhesive/sealant for general purposes in plumbing, construction & industrial automotive applications. Ideal for sealing, glazing & weather-sealing.</p>	
	<p>COLOUR TRANSLUCENT, BLACK, PEARL WHITE, GREY, MONUMENT</p>	
	<p>WET AREA SILICONE 310g Cartridge</p> <p>100% Neutral cure antifungal silicone sealant. High quality 100% neutral oxime curing silicone adhesive/sealant containing anti fungicide to prevent mould growth in hot and humid areas. It is ideal for sealing in bathrooms, kitchens, hotel wash basins, and shower screens etc.</p>	
<p>COLOUR TRANSLUCENT, PEARL WHITE, LIGHT GREY</p>		
	<p>D60 SILICONE 310g Cartridge</p> <p>100% Neutral silicone adhesive sealant Premium 100% fast curing high strength neutral oxime curing silicone adhesive/sealant. Designed for glazing, industrial, and automotive sealing applications where extra high body, excellent adhesion, quick skin time and long term reliability is required. Ideal for industrial applications where the item needs to be moved quickly in production.</p>	
	<p>COLOUR TRANSLUCENT, BLACK, PEARL WHITE, GREY</p>	
	<p>HYBRID PU 600ml Sausage / 480g Catridge</p> <p>High performance adhesive/sealant for many applications. High performance adhesive/sealant with superior adhesion power for most applications. With excellent weather, UV & ageing resistance, this solvent free, isocyanate free sealant/adhesive can be applied to damp surfaces & is compatible with most common building materials.</p>	
<p>COLOUR 600ml - BLACK, PEARL WHITE & GREY / 480g - BLACK & PEARL WHITE</p>		

APPLICATION GUIDE

APPLICATION TYPE

ALSPEC SILICONE RANGE	Waterproofing	Weatherproofing	Cladding	Construction	Glazing	Marine	Automotive	Roofing/Guttering	RV/Carvans	Solar Panels	Truck/Bus	Wood/Furniture	General Purpose
100	Black	Black	Black	Black	Black	Black	Grey	Black	Black	Grey	Black	Black	Black
100 Matte	Grey	Green	Green	Green	Green	Green	Grey	Green	Green	Green	Green	Grey	Grey
20	Grey	Yellow	Grey	Grey	Yellow	Grey	Grey	Grey	Grey	Grey	Grey	Grey	Grey
41	Grey	Red	Red	Red	Red	Grey	Grey	Grey	Grey	Grey	Grey	Grey	Grey
Wet Area	Orange	Orange	Grey	Grey	Grey	Orange	Grey	Orange	Orange	Grey	Grey	Grey	Orange
D60	Grey	Blue	Grey	Grey	Blue	Grey	Grey	Grey	Blue	Grey	Blue	Grey	Grey
Hybrid PU	Grey	Grey	Grey	Grey	Grey	Purple	Purple	Grey	Purple	Grey	Purple	Grey	Grey

TOUCH UP PAINT



PROFILE	CODE	DESCRIPTION	FINISH
	1388903	300G ETCH PRIMER	PRIMER
	1388200	TRADESMAN TOUCH UP PAINT 200g SPRAY PACK	SATIN BLACK
	1388283		MATT BLACK
	1388204		PEARL WHITE GLOSS
	1388279		SURFMIST MATT
	1388219		PAPERBARK MATT
	1388282		WOODLAND GREY MATT
	1388913		SHALE GREY SATIN
	1388285		BASALT SATIN
	1388198		MONUMENT MATT

GATE & FENCE FITTINGS

PROFILE	CODE	DESCRIPTION	FINISH	LGT (MM)
	1629871	GATE SLIDING CHANNEL (CUT TO SIZE)	MILL FINISH	300
	1331199	GATE STEEL WHEELS 20mm	-	EACH
	1331192	GATE NYLON SLIDING BLOCK	BLACK	EACH
	1331193	GATE SLIDING GUIDE BUFFER ROLLER 60MM	-	EACH
	1331214	GATE SLIDING GUIDE BUFFER ROLLER 100MM	-	
	1331177	BUFFER ROLLER BRACKET	BLACK	EACH
	1331195	50mm SLIDING GATE KEEPER	MILL FINISH	EACH
	1331203	POST BASE CAST 50mm x 50mm 2 HOLE	MILL FINISH	EACH
	1331204	POST BASE CAST 50mm x 50mm 4 HOLE	MILL FINISH	EACH
	1331205	POST BASE INTERNAL CHANNEL 50x50 POST	MILL FINISH	EACH
	1331174	BASE PLATE 135 x 100 x 8mm 5 HOLE	MILL FINISH	EACH
	1331172	BASE PLATE 100 x 100 x 10mm 5 HOLE	MILL FINISH	EACH
	1331173	BASE PLATE 110 x 50 x 10mm 3 HOLE	MILL FINISH	EACH


ITEM MARKED * * ARE BUY IN, PLEASE ENQUIRE FOR LEAD TIME

WELDING SUPPLIES




PROFILE	CODE	DESCRIPTION
	1873300	2.4mm ALLOY 5356 WELDING TIG ROD 5KG
	1873301	1.2mm ALLOY 5356 WELDING MIG WIRE 7KG

GLAZING WEDGES







CAPTIVE WEDGE

PROFILE	CODE	DESCRIPTION
	1331319	CAPTIVE WEDGE FOR 10mm GLASS (200 MTR ROLL)
	1331322	CAPTIVE WEDGE FOR 12mm GLASS (200 MTR ROLL)

BACKING GASKETS







PROFILE	CODE	DESCRIPTION		
	1313079	CE36 2mm BACKING GASKET - CO EXTRUDED	PVC	100m
	1313081	CE37 4mm BACKING GASKET - CO EXTRUDED	PVC	100m
	*1313083*	CE49 6mm BACKING GASKET - CO EXTRUDED	PVC	100m

GLAZING WEDGE

PROFILE	CODE	DESCRIPTION		
	1376132	GR32 GLAZING WEDGE (TO SUIT 2mm GAP)	PVC	200m
	*1313055*	GR43 GLAZING WEDGE (TO SUIT 3mm GAP)	PVC	200m
	1313056	GR44 GLAZING WEDGE (TO SUIT 4mm GAP)	PVC	200m
	*1313057*	GR45 GLAZING WEDGE (TO SUIT 5mm GAP)	PVC	150m
	*1313058*	GR46 GLAZING WEDGE (TO SUIT 6mm GAP)	PVC	150m
	*1313059*	GR47 GLAZING WEDGE (TO SUIT 7mm GAP)	PVC	150m

ITEM MARKED * * ARE BUY IN, PLEASE ENQUIRE FOR LEAD TIME

BRACKETS

PROFILE	CODE	DESCRIPTION	FINISH
	1331142	BRACKET 25 x 25 1-TAG ROUNDED	MILL FINISH
	1331093	BRACKET 38 x 25 1-TAG ROUNDED	MILL FINISH
	1331163	BRACKET 40 x 40 1-TAG FLAT	MILL FINISH
	1331165	BRACKET 50 x 25 1-TAG FLAT	MILL FINISH
	1331166	BRACKET 50 x 50 1-TAG FLAT	MILL FINISH
	1331167	BRACKET 50 x 50 2-TAG FLAT	MILL FINISH

ITEM MARKED * * ARE BUY IN, PLEASE ENQUIRE FOR LEAD TIME

CNC ALUMINIUM ENDCAP SQ



DESCRIPTION	CORNER	WALL THICKNESS
20x20	SQ/RC	1.6-3mm
25x25	SQ/RC	1.6-3mm
32x32	SQ/RC	2-3mm
40x40	SQ/RC	2-3mm
50x50	SQ/RC	2-3mm
65x65	SQ/RC	3mm
76x76	SQ/RC	3mm
90x90	RC	2mm
100x100	SQ/RC	3mm
150x150	SQ/RC	3mm

CNC ALUMINIUM ENDCAP RHS



CODE	CORNER	WALL THICKNESS
38x16	SQ/RC	1.2-1.6mm
38x25	RC	1.5-3.2mm
40x20	SQ/RC	2-3mm
40x25	SQ/RC	2.5-3mm
50x25	SQ/RC	1.6-3mm
65x16	RC	1.4mm
70x30	SQ/RC	2-3mm
75x50	RC	3mm
80x40	SQ/RC	3mm
80x50	SQ/RC	3mm
100x16	RC	1.4mm
100x25	SQ/RC	1.6-3mm
100x50	SQ/RC	2-3mm
125x50	SQ/RC	3mm
150x50	SQ/RC	3mm
200x50	SQ/RC	3mm
250x50	SQ	3mm

ADDITIONAL SIZES AND ROUND CAPS AVAILABLE UPON REQUEST, CUSTOM SIZES ALSO AVAILABLE

PLASTIC ENDCAPS - SQUARE



CODE	DESCRIPTION
1331254	16 x 16 SQUARE PLASTIC ENDCAP
1331269	19 x 19 SQUARE PLASTIC ENDCAP
1331270	20 x 20 SQUARE PLASTIC ENDCAP
1331271	25 x 25 SQUARE PLASTIC ENDCAP
1331272	32 x 32 SQUARE PLASTIC ENDCAP
1331273	40 x 40 SQUARE PLASTIC ENDCAP
1331274	50 x 50 SQUARE PLASTIC ENDCAP
1331275	65 x 65 SQUARE PLASTIC ENDCAP
1331276	75 x 75 SQUARE PLASTIC ENDCAP
1331268	100 x 100 SQUARE PLASTIC ENDCAP

PLASTIC ENDCAPS - RHS



CODE	DESCRIPTION
1331239	38 x 16 RECTANGULAR PLASTIC ENDCAP
1331240	38 x 25 RECTANGULAR PLASTIC ENDCAP
1331241	40 x 20 RECTANGULAR PLASTIC ENDCAP
1331242	50 x 10 RECTANGULAR PLASTIC ENDCAP
1331243	50 x 25 RECTANGULAR PLASTIC ENDCAP
1331244	50 x 40 RECTANGULAR PLASTIC ENDCAP
1331246	60 x 40 RECTANGULAR PLASTIC ENDCAP
1221247	65 x 16 RECTANGULAR PLASTIC ENDCAP
1331248	75 x 25 RECTANGULAR PLASTIC ENDCAP
1331249	75 x 50 RECTANGULAR PLASTIC ENDCAP
1331250	80 x 40 RECTANGULAR PLASTIC ENDCAP
1331251	80 x 50 RECTANGULAR PLASTIC ENDCAP
1331235	100 x 16 RECTANGULAR PLASTIC ENDCAP
1331236	100 x 25 RECTANGULAR PLASTIC ENDCAP
1331237	100 x 50 RECTANGULAR PLASTIC ENDCAP
1331238	150 x 50 RECTANGULAR PLASTIC ENDCAP

ITEM MARKED * * ARE BUY IN, PLEASE ENQUIRE FOR LEAD TIME

PLASTIC ENDCAPS - ROUND



CODE	DESCRIPTION
1331256	16mm ROUND PLASTIC ENDCAP
1331257	19mm ROUND PLASTIC ENDCAP
1331258	20mm ROUND PLASTIC ENDCAP
1331261	25mm ROUND PLASTIC ENDCAP
1331263	32mm ROUND PLASTIC ENDCAP
1331107	40mm ROUND PLASTIC ENDCAP
1331265	50mm ROUND PLASTIC ENDCAP
1331266	60mm ROUND PLASTIC ENDCAP
1331255	100mm ROUND PLASTIC ENDCAP

MANDREL BENDS




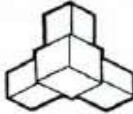

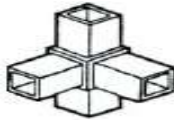



CODE	DESCRIPTION	OUTER DIA (mm)	WALL (MM)	CENTRE RAD (mm)
1331333	90 DEGREE BEND	32.0	3.0	70.0
1331334	180 DEGREE BEND			
1331331	90 DEGREE BEND	40.0	3.0	100.0
1331332	180 DEGREE BEND			
1331327	90 DEGREE BEND	50.0	3.0	75.0
1331328	180 DEGREE BEND			
1331329	90 DEGREE BEND	50.0	3.0	100.0
1331330	180 DEGREE BEND			
1331209	90 DEGREE BEND	60.0	3.0	100.0
	180 DEGREE BEND			

Note: Non-stocked item, lead times apply.

ITEM MARKED * * ARE BUY IN, PLEASE ENQUIRE FOR LEAD TIME

JOINERS

Black plastic connectors to suit 25.4 x 1.22mm Square Hollow Tubing

CODE	DESCRIPTION	
1336004	JOINER 2-WAY FLAT	
1336005	JOINER 3-WAY CORNER	
1336006	JOINER 3-WAY FLAT	
1336007	JOINER 4-WAY CORNER	
1336008	JOINER 4-WAY FLAT	
1336009	JOINER 5-WAY	
1336010	JOINER 6-WAY	

ITEM MARKED * * ARE BUY IN, PLEASE ENQUIRE FOR LEAD TIME

SYDNEY BRANCH 3 Alspec Place Eastern Creek NSW 2766

Phone: 02 9834 9500 | Fax: 02 9834 9532 | info@alspec.com.au | sydney@alspec.com.au

MELBOURNE BRANCH

26-40 Pound Road West
Dandenong South VIC 3175
Phone: 03 8787 6333
Fax: 03 8787 6399
melbourne@alspec.com.au

BRISBANE BRANCH

8-22 Jutland Street
Loganlea QLD 4131
Phone: 07 3089 4900
Fax: 07 3089 4999
brisbane@alspec.com.au

ADELAIDE BRANCH

1 Pope Court
Beverley SA 5009
Phone: 08 8150 6960
Fax: 08 8150 6999
adelaide@alspec.com.au

DARWIN BRANCH

25 Bishop Street
Woolner NT 0820
Phone: 08 8941 7300
darwin@alspec.com.au

CANBERRA BRANCH

28 Sheppard Street
Hume ACT 2620
Phone: 02 5134 3300
canberra@alspec.com.au

PERTH BRANCH

30 Holder Way
Malaga WA 6090
Phone: 08 9209 9100
Fax: 08 9209 9199
perth@alspec.com.au

NEWCASTLE BRANCH

95 Griffiths Road
Lambton NSW 2299
Phone: 02 4952 9111
Fax: 02 4952 9728
newcastle@alspec.com.au

BRENDALE BRANCH

24 Doherty Street
Brendale QLD 4500
Phone: 07 3205 9911
Fax: 07 3205 9915
brendale@alspec.com.au

SUNSHINE COAST BRANCH

4-8 Empire Crescent
Chevallum QLD 4555
Phone: 07 5437 6123
Fax: 07 5437 6124
chevallum@alspec.com.au

TOWNSVILLE BRANCH

21 Carroll Street
Mount Louisa QLD 4814
Phone: 07 3089 4965
Fax: 1300 131 747
townsville@alspec.com.au

CAIRNS BRANCH

34-38 Hargreaves Street
Edmonton QLD 4869
Phone: 07 4037 6666
Fax: 07 4037 6699
cairns@alspec.com.au

BUNDABERG BRANCH

17 Production Street
Svensson Heights QLD 4670
Phone: 07 4111 2000
Fax: 07 4111 2099
bundaberg@alspec.com.au

Call 1300 ALSPEC (1300 257 732)

alspec.com.au